

**EANCOM<sup>®</sup> 2002 S3**

**INVOIC**

**Invoice message**

**Edition 2016**

1. Introduction..... 2

2. Message Structure Chart ..... 3

3. Branching Diagram..... 6

4. Segments Description ..... 18

5. Segments Layout..... 27

6. Example(s) ..... 136

## 1. Introduction

---

### Status

MESSAGE TYPE :INVOIC  
REFERENCE DIRECTORY :D.01B  
EANCOM® SUBSET VERSION :011

### Definition

A message claiming payment for goods or services supplied under conditions agreed between the seller and the buyer.

The United Nations Standard Invoice Message, with correct data qualification, serves also as the specification for Debit Note and Credit Note messages.

Throughout this document, the reference to 'Invoice' may be interpreted as conveying the wider meaning of 'Invoice/Credit Note/Debit Note'.

### Principles

A seller may invoice for one or more transactions

An invoice may refer to goods, items or services related to one or more orders, delivery instructions, call-offs, etc...

An invoice may contain references to payment terms

An invoice for cross border transactions may contain additional information for customs and/or statistical purposes/services

An invoice may contain transport details.

## 2. Message Structure Chart

### Invoice Heading Section

UNH	1	M	1	- Message header
BGM	2	M	1	- Beginning of message
DTM	3	M	35	- Date/time/period
PAI	4	C	1	- Payment instructions
ALI	5	C	5	- Additional information
FTX	6	C	99	- Free text
SG1		C	99999	- RFF-DTM
RFF	7	M	1	- Reference
DTM	8	C	5	- Date/time/period
SG2		C	99	- NAD-FII-SG3-SG5
NAD	9	M	1	- Name and address
FII	10	C	5	- Financial institution information
SG3		C	9999	- RFF
RFF	11	M	1	- Reference
SG5		C	5	- CTA-COM
CTA	12	M	1	- Contact information
COM	13	C	5	- Communication contact
SG6		C	5	- TAX-MOA
TAX	14	M	1	- Duty/tax/fee details
MOA	15	C	1	- Monetary amount
SG7		C	99	- CUX-DTM
CUX	16	M	1	- Currencies
DTM	17	C	5	- Date/time/period
SG8	*	C	10	- PAT-DTM-PCD-MOA-PAI-FII
PAT	X	M	1	- Payment terms basis
DTM		C	5	- Date/time/period
PCD		C	1	- Percentage details
MOA		C	1	- Monetary amount
PAI	+	C	1	- Payment instructions
FII	+	C	1	- Financial institution information
SG9	*	C	10	- TDT-SG10-SG11
TDT		M	1	- Details of transport
SG10	+	C	10	- LOC-DTM
LOC	+	M	1	- Place/location identification
DTM	+	C	5	- Date/time/period
SG11		C	9999	- RFF
RFF		M	1	- Reference
SG12		C	5	- TOD-LOC
TOD		M	1	- Terms of delivery or transport
LOC		C	2	- Place/location identification
SG14		C	1000	- PAC
PAC		M	1	- Package
SG16		C	9999	- ALC-SG18-SG19-SG20-SG21-SG22
ALC		M	1	- Allowance or charge
SG18		C	1	- QTY
QTY		M	1	- Quantity
SG19		C	1	- PCD
PCD		M	1	- Percentage details
SG20		C	2	- MOA
MOA		M	1	- Monetary amount
SG21		C	1	- RTE
RTE		M	1	- Rate details
SG22		C	5	- TAX-MOA
TAX		M	1	- Duty/tax/fee details
MOA		C	1	- Monetary amount
SG24		C	1	- AJT
AJT		M	1	- Adjustment details

## 2. Message Structure Chart

### Invoice Detail Section

SG26	*	C	9999999	- LIN-PIA-IMD-MEA-QTY-ALI-DTM-GIN-QVR-FTX-SG27-SG28-SG29-
LIN		39 M	1	- Line item
PIA		40 C	25	- Additional product id
IMD		41 C	99	- Item description
MEA		42 C	5	- Measurements
QTY		43 C	5	- Quantity
ALI		44 C	5	- Additional information
DTM		45 C	35	- Date/time/period
GIN	+	46 C	1000	- Goods identity number
QVR		47 C	1	- Quantity variances
FTX		48 C	99	- Free text
SG27		C	99	- MOA
MOA		49 M	1	- Monetary amount
SG28		C	10	- PAT-DTM-PCD-MOA
PAT	X	50 M	1	- Payment terms basis
DTM		51 C	5	- Date/time/period
PCD		52 C	99	- Percentage details
MOA		53 C	1	- Monetary amount
SG29	*	C	25	- PRI-APR
PRI		54 M	1	- Price details
APR	+	55 C	1	- Additional price information
SG30		C	10	- RFF-DTM
RFF		56 M	1	- Reference
DTM		57 C	5	- Date/time/period
SG31		C	10	- PAC-MEA-SG32
PAC		58 M	1	- Package
MEA		59 C	10	- Measurements
SG32		C	10	- PCI-GIN
PCI		60 M	1	- Package identification
GIN		61 C	10	- Goods identity number
SG33		C	9999	- LOC-QTY-DTM
LOC		62 M	1	- Place/location identification
QTY		63 C	100	- Quantity
DTM		64 C	5	- Date/time/period
SG34		C	99	- TAX-MOA
TAX		65 M	1	- Duty/tax/fee details
MOA		66 C	2	- Monetary amount
SG35		C	99	- NAD-SG36
NAD		67 M	1	- Name and address
SG36		C	5	- RFF
RFF		68 M	1	- Reference
SG39	*	C	30	- ALC-ALI-DTM-SG40-SG41-SG42-SG43-SG44
ALC		69 M	1	- Allowance or charge
ALI		70 C	5	- Additional information
DTM	+	71 C	5	- Date/time/period
SG40		C	1	- QTY
QTY		72 M	1	- Quantity
SG41		C	1	- PCD
PCD		73 M	1	- Percentage details
SG42		C	2	- MOA
MOA		74 M	1	- Monetary amount
SG43		C	1	- RTE
RTE		75 M	1	- Rate details
SG44		C	5	- TAX-MOA
TAX		76 M	1	- Duty/tax/fee details
MOA		77 C	2	- Monetary amount
SG45		C	10	- TDT

## 2. Message Structure Chart

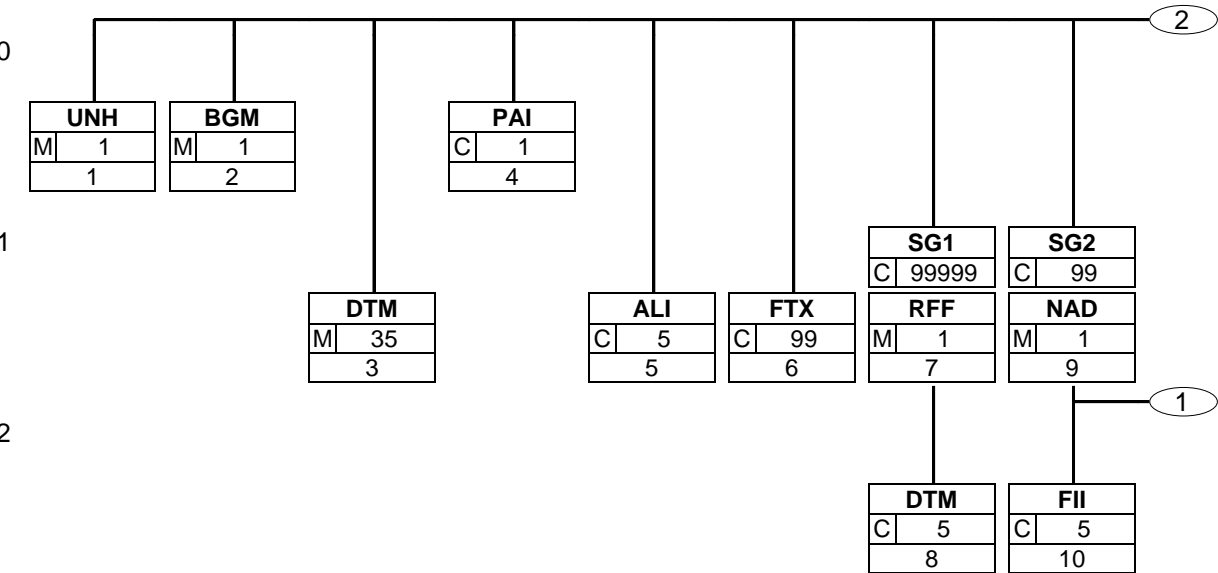
---

┌	TD		78	M	1	- Details of transport
└	SG47	+		C	5	- TOD-LOC
┌	TOD	+	79	M	1	- Terms of delivery or transport
└	LOC	+	80	C	2	- Place/location identification

### Invoice Summary Section

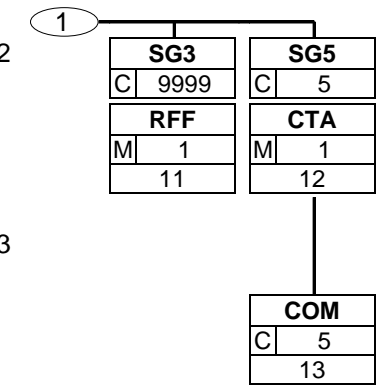
	UNS		81	M	1	- Section control
	CNT		82	C	10	- Control total
	SG50			M	100	- MOA-SG51
┌	MOA		83	M	1	- Monetary amount
└	SG51			C	10	- RFF-DTM
┌	RFF		84	M	1	- Reference
└	DTM		85	C	5	- Date/time/period
	SG52			C	10	- TAX-MOA
┌	TAX		86	M	1	- Duty/tax/fee details
└	MOA		87	C	9	- Monetary amount
	SG53			C	15	- ALC-ALI-MOA
┌	ALC		88	M	1	- Allowance or charge
└	ALI		89	C	1	- Additional information
┌	MOA		90	C	2	- Monetary amount
└	UNT		91	M	1	- Message trailer

3. Branching Diagram

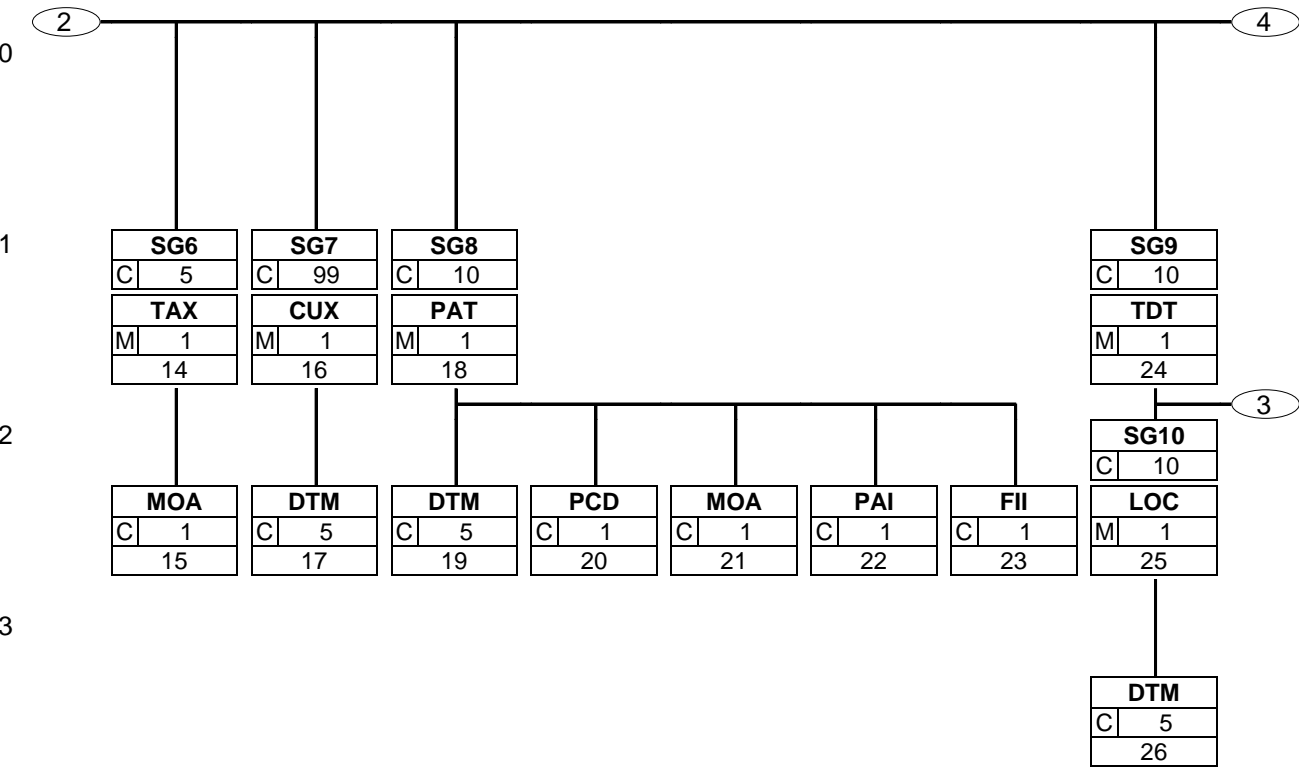


3. Branching Diagram

---



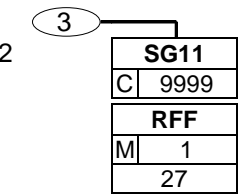
3. Branching Diagram



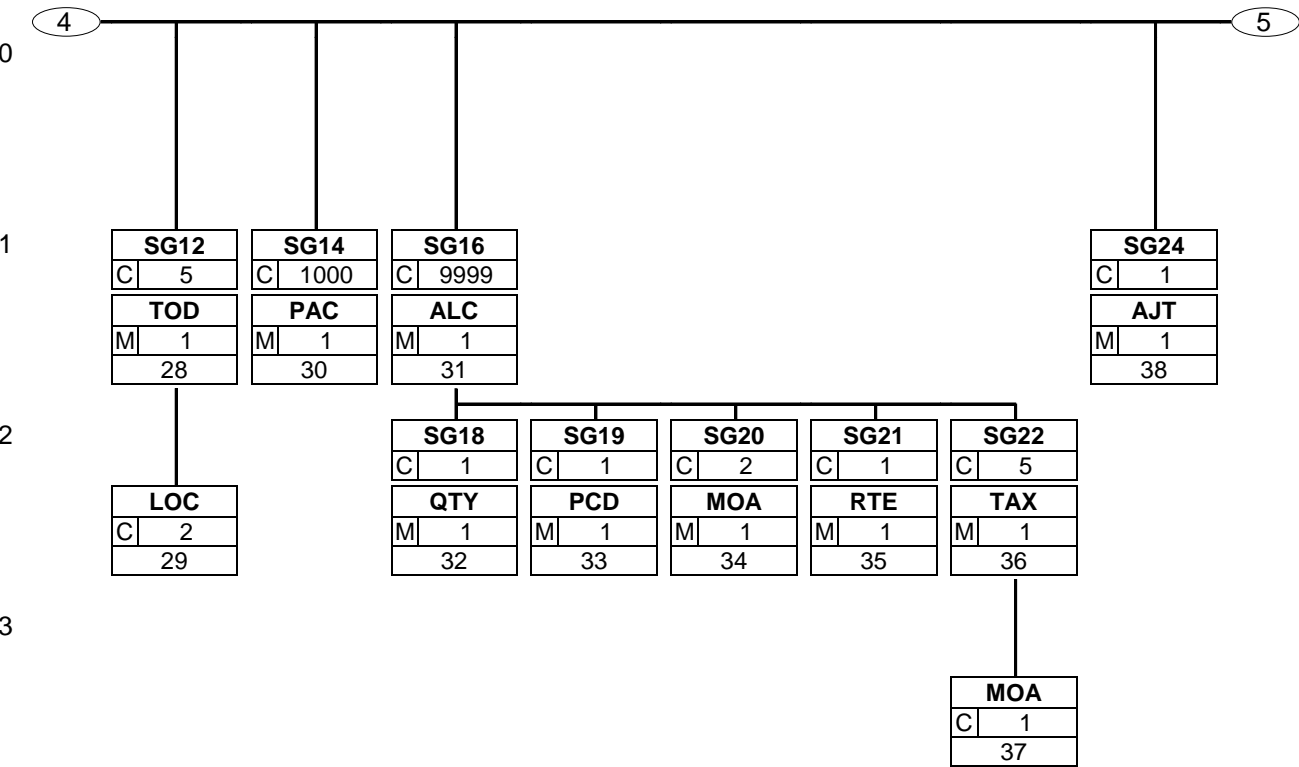


3. Branching Diagram

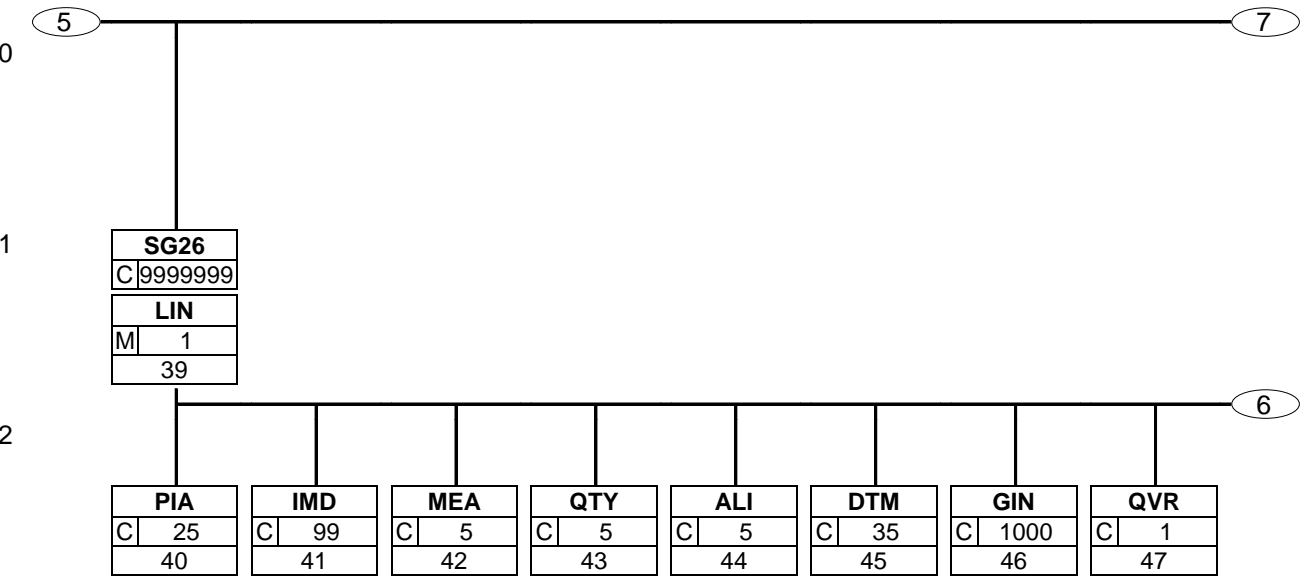
---



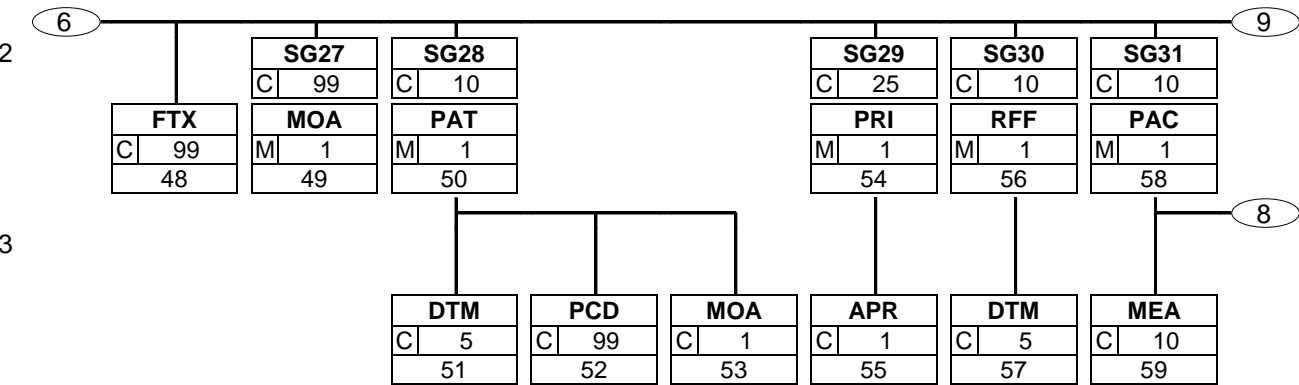
3. Branching Diagram



3. Branching Diagram

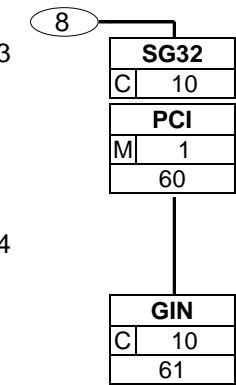


3. Branching Diagram

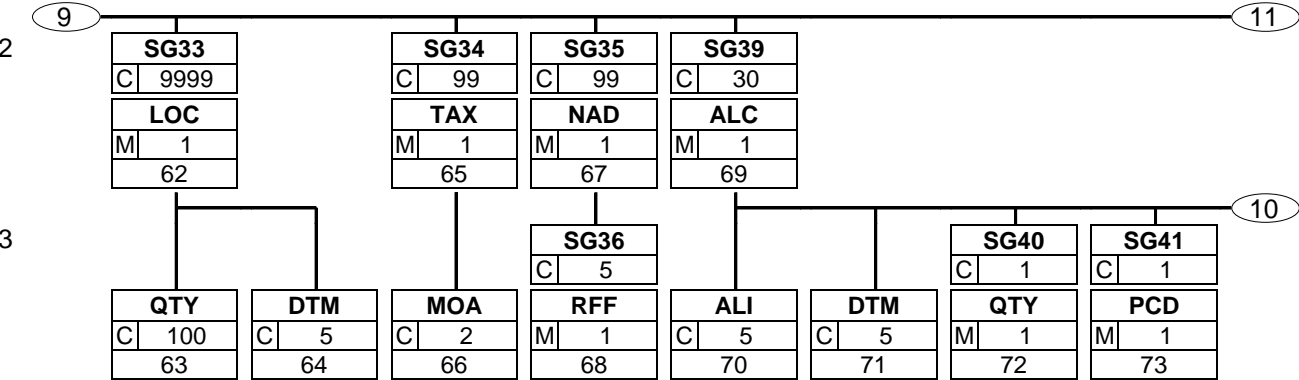


3. Branching Diagram

---

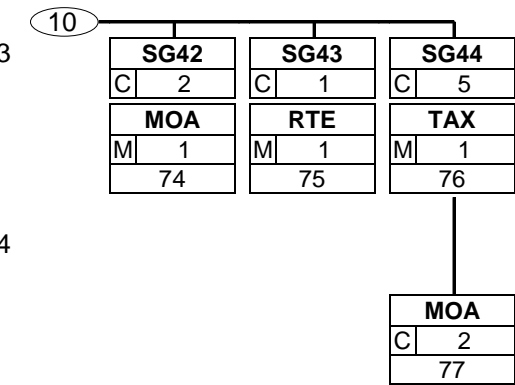


3. Branching Diagram



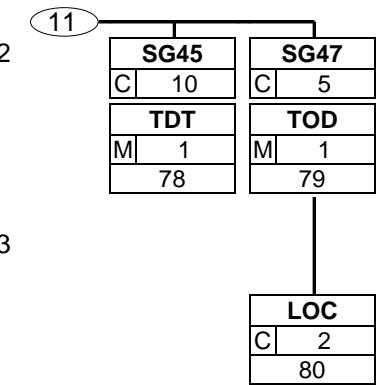
3. Branching Diagram

---



3. Branching Diagram

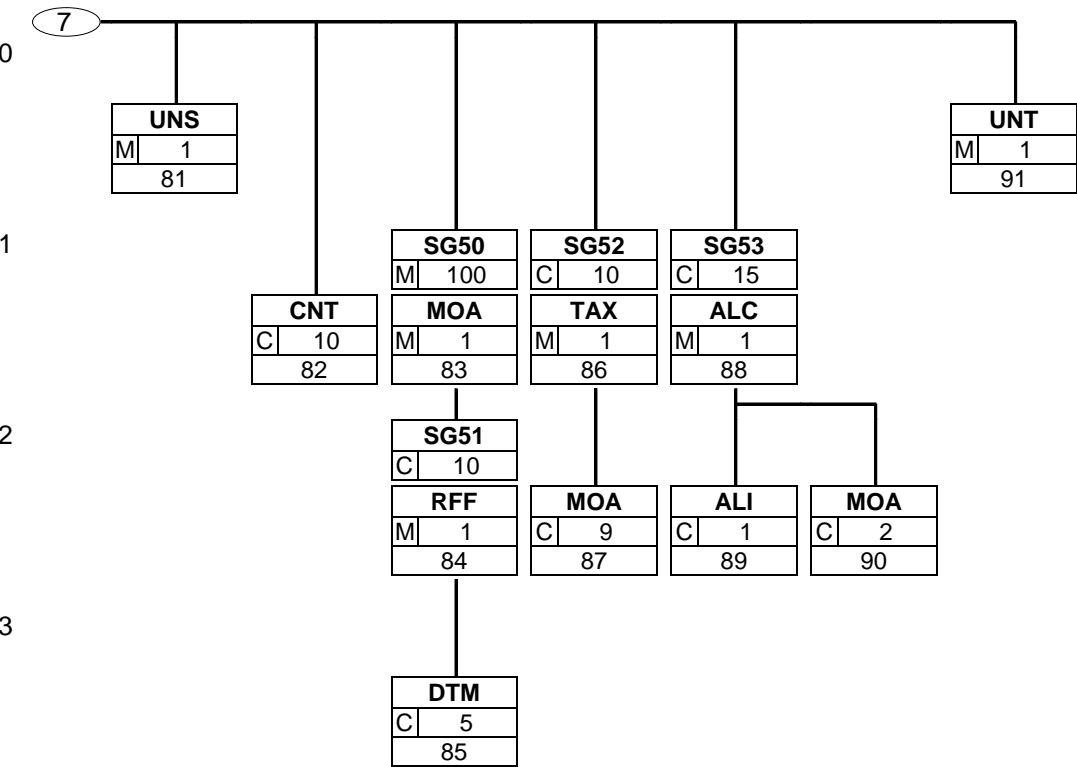
---





3. Branching Diagram

---



## 4. Segments Description

---

### Invoice Heading Section

UNH - M 1	- Message header This segment is used to head, identify and specify a message.
BGM - M 1	- Beginning of message This segment is used to indicate the type and function of a message and to transmit the identifying number.
DTM - M 35	- Date/time/period This segment is used to specify the date or period of the invoice. It may also be used to specify the date on which the goods were despatched, delivered, or received.
PAI - C 1	- Payment instructions This segment allows the party issuing the Invoice to specify how they would like payment to be made.
ALI - C 5	- Additional information This segment is used to specify any special conditions which apply to the goods being invoiced. The country of origin of all the products (if it is the same) may be specified here in the header section.
FTX - C 99	- Free text This segment is used to provide free form or coded text information which applies to the complete invoice message.
<b>SG1 - C 99999</b>	- <b>RFF-DTM</b> A group of segments for giving references and where necessary, their dates, relating to the whole message, e.g. contract number, import/export license number, despatch advice number.
RFF - M 1	- Reference This segment is used to specify references which relate to the whole invoice, for example, Purchase Order Numbers, Delivery Numbers, etc.
DTM - C 5	- Date/time/period This segment is used to specify any dates related to the references given in the previous RFF segment.
<b>SG2 - C 99</b>	- <b>NAD-FII-SG3-SG5</b> A group of segments identifying the parties with associated information.
NAD - M 1	- Name and address This segment is used to identify the trading parties involved in the invoice process. Identification of the buyer and supplier of goods and services is mandatory in the Invoice. Additionally, the issuer of the invoice and the invoicee must be identified if different from the buying and supplying parties. The consignee or delivery party needs to be specified if different to the buyer's address.
FII - C 5	- Financial institution information This segment is used to identify financial institution information related to the party identified in the NAD segment.
<b>SG3 - C 9999</b>	- <b>RFF</b> A group of segment for giving references only relevant to the specified party rather than the whole invoice.
RFF - M 1	- Reference This segment is used to specify reference numbers related to the party identified in the previous NAD segment.

#### 4. Segments Description

---

<b>SG5</b> - C 5	- <b>CTA-COM</b> A group of segments giving contact details of the specific person or department within the party identified in the NAD segment.
CTA - M 1	- Contact information This segment is used to identify the department and/or person within the party specified in the NAD.
COM - C 5	- Communication contact This segment is used to identify the communications number and the type of communications used for the department person identified in the CTA segment.
<b>SG6</b> - C 5	- <b>TAX-MOA</b> A group of segments specifying tax related information.
TAX - M 1	- Duty/tax/fee details This segment is used to indicate the type, category, and rate of tax for the complete invoice.
MOA - C 1	- Monetary amount This segment is to be used to provide tax related monetary amounts relevant to the complete invoice. These amount should be added to any amounts specified in the detail section in order to calculate the total invoice tax amounts contained in the summary section.
<b>SG7</b> - C 99	- <b>CUX-DTM</b> A group of segments specifying the currencies and related dates/periods valid for the whole invoice.
CUX - M 1	- Currencies This segment is used to specify currency information for the complete invoice.
DTM - C 5	- Date/time/period This segment is used to specify the date on which a rate of exchange was quoted.
<b>SG8</b> - C 10	- <b>PAT-DTM-PCD-MOA-PAI-FII</b> A group of segments specifying the terms of payment applicable for the whole invoice.
PAT - M 1	- Payment terms basis This segment is used by the issuer of the invoice to specify the payment terms for the complete invoice.
DTM - C 5	- Date/time/period This segment is used to specify any dates associated with the payment terms for the invoice.
PCD - C 1	- Percentage details This segment is used to specify percentages which will be allowed or charged if the invoicee pays (does not pay) to terms.
MOA - C 1	- Monetary amount This segment is used to specify monetary values which will be allowed or charged if the invoicee pays (does not pay) to terms.
PAI - C 1	- Payment instructions This segment is used to specify payment instructions related to payment terms.
FII - C 1	- Financial institution information This segment is used to identify the receiving financial institution and account holder number, related to the payment means.
<b>SG9</b> - C 10	- <b>TDT-SG10-SG11</b> A group of segments identifying the mode and means of transport, location and relevant dates and times for transportation, relating to the whole invoice.

#### 4. Segments Description

---

TDT - M 1	- Details of transport This segment is used to specify transport services provided for the delivery of the invoiced line items, such as express transport services.
<b>SG10</b> - C 10	- <b>LOC-DTM</b> A group of segments giving the location and date/time information relative to the transportation.
LOC - M 1	- Place/location identification This segment is used to identify locations related to the details of transport.
DTM - C 5	- Date/time/period This segment is used to specify dates related to the above location.
<b>SG11</b> - C 9999	- <b>RFF</b> A group of segments to allow reference to transport details.
RFF - M 1	- Reference
<b>SG12</b> - C 5	- <b>TOD-LOC</b> A group of segments indicating the terms of delivery for the whole invoice.
TOD - M 1	- Terms of delivery or transport This segment is used to specify the terms of delivery for the complete invoice.
LOC - C 2	- Place/location identification This segment is used to identify the location where the terms of delivery apply.
<b>SG14</b> - C 1000	- <b>PAC</b> A group of segments identifying the packaging for goods referenced by the whole invoice.
PAC - M 1	- Package This segment is used to enable the invoice message to be used as valued despatch advice message by detailing the total count of each package type being invoiced.
<b>SG16</b> - C 9999	- <b>ALC-SG18-SG19-SG20-SG21-SG22</b> A group of segments specifying allowances and charges for the whole invoice. Allowances and charges in the heading section of a message are independent from those in the detail section, e.g. ALC at detail level does not override ALC at heading level.
ALC - M 1	- Allowance or charge This segment is used to indicate any Allowances or Charges applicable to the total invoice, e.g. packaging costs.
<b>SG18</b> - C 1	- <b>QTY</b> A group of segments specifying the quantity of the allowance or charge with its measure unit specifier.
QTY - M 1	- Quantity This segment is used to specify any quantity discounts or charges for the current ALC segment group.
<b>SG19</b> - C 1	- <b>PCD</b> A group of segments specifying the percentage for the allowance or charge.
PCD - M 1	- Percentage details This segment is used to specify any percentage discounts or charges for the current ALC segment group.
<b>SG20</b> - C 2	- <b>MOA</b> A group of segments specifying a monetary amount for an allowance or charge.

#### 4. Segments Description

---

MOA - M 1	- Monetary amount This segment is used to specify any monetary discounts or charges for the current ALC segment group.
SG21 - C 1	- <b>RTE</b> A group of segments specifying the rate per unit and basis to which the allowance or charge applies, e.g. the allowance/charge amount is 3 EUR per 10 tons.
RTE - M 1	- Rate details This segment is used to specify rate discounts or charges for the current ALC segment group.
SG22 - C 5	- <b>TAX-MOA</b> A group of segments specifying tax related information for the allowance or charge.
TAX - M 1	- Duty/tax/fee details This segment is used to signify whether the allowances and charges specified in SG16 are subject to tax.
MOA - C 1	- Monetary amount This segment is used to indicate tax or duty amount for the tax rates specified in the previous TAX segment.
SG24 - C 1	- <b>AJT</b> A segment group to give information about adjustment.
AJT - M 1	- Adjustment details This segment is used to indicate the reason for an adjustment to the current document.

#### Invoice Detail Section

SG26 - C 9999999	- <b>LIN-PIA-IMD-MEA-QTY-ALI-DTM-GIN-QVR-FTX-SG27-SG28-SG29-SG30-SG31-SG33-SG34-SG35-SG39-SG45-SG47</b> A group of segments providing details of the individual invoiced items. There must be at least one occurrence of Segment group 26 within an invoice, but not necessarily in a credit note or a debit note. This Segment group may be repeated to give sub-line details.
LIN - M 1	- Line item This segment is used to identify the item being invoiced.
PIA - C 25	- Additional product id This segment is used to specify additional or substitutional item identification codes such as a buyer's or supplier's item number.
IMD - C 99	- Item description This segment is used to provide a description for the current line item.
MEA - C 5	- Measurements This segment is used to specify the physical dimensions, storage limitations, or transport equipment limitations of a product.
QTY - C 5	- Quantity This segment is used to specify quantities related to the current line item.
ALI - C 5	- Additional information This segment is used to indicate special conditions or the country of origin of the current line item.
DTM - C 35	- Date/time/period This segment is used to specify the date of despatch, delivery, or receipt of the current line item.

#### 4. Segments Description

---

GIN - C 1000	- Goods identity number This segment is used to indicate a serial number or a range of numbers.
QVR - C 1	- Quantity variances This segment is used to specify any variances between what was ordered, what was shipped/despatched and what is being invoiced.
FTX - C 99	- Free text This segment is used to provide free form or coded text information which applies to the current line item.
<b>SG27 - C 99</b>	- <b>MOA</b> A group of segments specifying any monetary amounts relating to the products and when necessary a currency.
MOA - M 1	- Monetary amount This segment is used to specify monetary amounts related to the current line item.
<b>SG28 - C 10</b>	- <b>PAT-DTM-PCD-MOA</b> A group of segments specifying the terms of payment for the line item where this is different to that specified in the heading section.
PAT - M 1	- Payment terms basis This segment is used to identify specific payment terms for the current line item.
DTM - C 5	- Date/time/period This segment is used to specify any dates associated with the payment terms provided in the previous PAT segment.
PCD - C 99	- Percentage details This segment specifies the penalty or discount percentage applicable for the terms of payment defined in the PAT segment.
MOA - C 1	- Monetary amount This segment specifies the penalty or discount monetary amount applicable for the terms of payment defined in the PAT segment.
<b>SG29 - C 25</b>	- <b>PRI-APR</b> A group of segments identifying the relevant pricing information for the goods or services invoiced.
PRI - M 1	- Price details This segment is used to specify price information for the current line item.
APR - C 1	- Additional price information This segment is used to provide a reason for a change in the price specified in the PRI segment.
<b>SG30 - C 10</b>	- <b>RFF-DTM</b> A group giving references and where necessary, their dates, relating to the line item.
RFF - M 1	- Reference This segment is used to provide references specific to the line item, and overrides any global references provided in the heading section of the invoice when the same qualifier is used.
DTM - C 5	- Date/time/period This segment is used to specify dates and times pertinent to the previous RFF segment.
<b>SG31 - C 10</b>	- <b>PAC-MEA-SG32</b> A group of segments identifying the packaging, physical dimensions, and marks and numbers for goods referenced in the line item.

#### 4. Segments Description

---

PAC - M 1	- Package This segment is used to specify the number and type of packages for the current line item.
MEA - C 10	- Measurements This segment is used to specify any measurements related to the packaging defined in the previous PAC segment.
<b>SG32 - C 10</b>	- <b>PCI-GIN</b> A group of segments specifying the markings and labels on individual physical units.
PCI - M 1	- Package identification This segment is used to identify markings on the packaging of the product being invoiced.
GIN - C 10	- Goods identity number This segment is used to provide the serial shipping container code (SSCC) marked on the packaging of the products being invoiced.
<b>SG33 - C 9999</b>	- <b>LOC-QTY-DTM</b> A group of segments specifying destination and quantity details for consignments involving multi-destination deliveries for a specified line item.
LOC - M 1	- Place/location identification This segment is used to identify multiple delivery locations for the current line item.
QTY - C 100	- Quantity This segment is used to specify the quantities related to the location identified in the preceding LOC segment.
DTM - C 5	- Date/time/period This segment is used to specify the date/time on which the delivery took (will take) place to the location identified in preceeding LOC segment.
<b>SG34 - C 99</b>	- <b>TAX-MOA</b> A group of segments specifying tax related information for the line item.
TAX - M 1	- Duty/tax/fee details This segment is used to specify tax details for the line item being invoiced.
MOA - C 2	- Monetary amount This segment is used to specify in monetary terms the amount of tax due on the current line item.
<b>SG35 - C 99</b>	- <b>NAD-SG36</b> A group of segments identifying the parties with associated information, relevant to the line item only.
NAD - M 1	- Name and address This segment is used to identify parties which are valid only for the current line item. Parties identified here override those specified in the NAD segment at heading level when the same qualifier is used.
<b>SG36 - C 5</b>	- <b>RFF</b> A group of segment for giving references only relevant to the specified party rather than the whole line item.
RFF - M 1	- Reference This segment is used to specify references related to the party identified in the NAD at line level.

#### 4. Segments Description

---

<b>SG39 - C 30</b>	<b>- ALC-ALI-DTM-SG40-SG41-SG42-SG43-SG44</b> A group of segments specifying allowances and charges for the line item. Allowances and charges in the heading section of a message are independent from those in the detail section, e.g. ALC at detail level does not override ALC at heading level.
ALC - M 1	- Allowance or charge This segment is used to specify any allowances or charges which apply only to the line item being invoiced.
ALI - C 5	- Additional information This segment is used to indicate any special conditions applicable to the allowances or charges detailed at line level.
DTM - C 5	- Date/time/period This segment is used to provide any dates or periods related to the allowances or charges of the current line item.
<b>SG40 - C 1</b>	<b>- QTY</b> A group of segments specifying the quantity of the allowance or charge with its measure unit specifier.
QTY - M 1	- Quantity The segment is used to specify quantity discounts or charges for the line being invoiced.
<b>SG41 - C 1</b>	<b>- PCD</b> A group of segments specifying the percentage for the allowance or charge.
PCD - M 1	- Percentage details This segment is used to specify percentage discounts or charges for the line item being invoiced.
<b>SG42 - C 2</b>	<b>- MOA</b> A group of segments specifying a monetary amount for an allowance or charge.
MOA - M 1	- Monetary amount This segment is used to specify monetary allowances/charges for the line item being invoiced.
<b>SG43 - C 1</b>	<b>- RTE</b> A group of segments specifying the rate per unit and basis to which the allowance or charge applies, e.g. The allowance/charge amount is 3 EUR per 10 tons.
RTE - M 1	- Rate details This segment is used to specify allowance or charge rates for the line item being invoiced.
<b>SG44 - C 5</b>	<b>- TAX-MOA</b> A group of segments specifying tax related information for the allowance or charge.
TAX - M 1	- Duty/tax/fee details This segment is used to identify any taxes or duties which apply to the allowances or charges at LIN level.
MOA - C 2	- Monetary amount This segment is used to specify in monetary terms the amount of tax due for the allowances and charges for the current line item.
<b>SG45 - C 10</b>	<b>- TDT</b> A group of segments identifying the mode and means of transport relating to the line item, where this is different to or not specified within the heading section.



#### 4. Segments Description

---

TDT - M 1	- Details of transport This segment is used to specify the transport means used for the product being invoiced. This segment is only used if the transport means differ from those specified in the message header.
<b>SG47 - C 5</b>	- <b>TOD-LOC</b> A group of segments indicating the terms of delivery for the line item where this is different to or not specified within the heading section.
TOD - M 1	- Terms of delivery or transport This segment is used to specify the terms of delivery for the current line item.
LOC - C 2	- Place/location identification This segment is used to identify the location where the terms of delivery apply.
<b>Invoice Summary Section</b>	
UNS - M 1	- Section control This segment is used to identify the break between the message detail and message trailer sections.
CNT - C 10	- Control total This segment is used to provide message control information for checking on the message receiver's in-house system.
<b>SG50 - M 100</b>	- <b>MOA-SG51</b> A group of segments giving total amounts for the whole invoice and - if relevant - detailing amounts pre-paid with relevant references.
MOA - M 1	- Monetary amount This segment is used to detail prepaid amounts, or total monetary values due for the entire invoice.
<b>SG51 - C 10</b>	- <b>RFF-DTM</b> A group of segments for giving references and where necessary, their dates, relating e.g. amounts prepaid number.
RFF - M 1	- Reference This segment is used to specify any references related to the message totals information.
DTM - C 5	- Date/time/period This segment is used to provide any dates related to the references specified in the previous RFF segment.
<b>SG52 - C 10</b>	- <b>TAX-MOA</b> A group of segments specifying taxes totals for the invoice.
TAX - M 1	- Duty/tax/fee details This segment is used to specify the total taxes or duties due on the complete invoice.
MOA - C 9	- Monetary amount This segment is used to specify the tax amounts due, for the tax rate specified in the TAX segment, covering the whole invoice.
<b>SG53 - C 15</b>	- <b>ALC-ALI-MOA</b> A group of segments specifying allowances and charges summary totals for the invoice.
ALC - M 1	- Allowance or charge This segment is used to specify per allowance or charge type totals for each allowances and charges. Allowances and charges detailed both at the header level and on individual product lines are summarized here.

#### **4. Segments Description**

---

ALI - C 1	- Additional information This segment is used to indicate any special conditions applicable to the allowances or charges at summary level.
MOA - C 2	- Monetary amount This segment is used to specify the total monetary value per allowance or charge type.
UNT - M 1	- Message trailer This segment is a mandatory UN/EDIFACT segment. It must always be the last segment in the message.

## 5. Segments Layout

This section describes each segment used in the EANCOM® Invoice message. The original EDIFACT segment layout is listed. The appropriate comments relevant to the EANCOM® subset are indicated.

### Notes:

1. The segments are presented in the sequence in which they appear in the message. The segment or segment group tag is followed by the (M)andatory / (C)onditional indicator, the maximum number of occurrences and the segment description.
2. Reading from left to right, in column one, the data element tags and descriptions are shown, followed by in the second column the EDIFACT status (M or C), the field format, and the picture of the data elements. These first pieces of information constitute the original EDIFACT segment layout.

Following the EDIFACT information, EANCOM® specific information is provided in the third, fourth, and fifth columns. In the third column a status indicator for the use of (C)onditional EDIFACT data elements (see 2.1 through 2.3 below), in the fourth column the restricted indicator (see point 3 on the following page), and in the fifth column notes and code values used for specific data elements in the message.

- 2.1 (M)andatory data elements in EDIFACT segments retain their status in EANCOM®.
- 2.2 Additionally, there are five types of status for data elements with a (C)onditional EDIFACT status, whether for simple, component or composite data elements. These are listed below and can be identified when relevant by the following abbreviations:

- REQUIRED	<b>R</b>	Indicates that the entity is required and must be sent.
- ADVISED	<b>A</b>	Indicates that the entity is advised or recommended.
- DEPENDENT	<b>D</b>	Indicates that the entity must be sent in certain conditions, as defined by the relevant explanatory note.
- OPTIONAL	<b>O</b>	Indicates that the entity is optional and may be sent at the discretion of the user.
- NOT USED	<b>N</b>	Indicates that the entity is not used and should be omitted.

- 2.3 If a composite is flagged as **N, NOT USED**, all data elements within that composite will have blank status indicators assigned to them.
3. Status indicators detailed in the fourth column which directly relate to the code values detailed in the fifth **column** may have two values:

- RESTRICTED	<b>*</b>	A data element marked with an asterisk (*) in the fourth column indicates that the listed codes in column five are the only codes available for use with this data element, in this segment, in this message.
- OPEN		All data elements where coded representation of data is possible and a restricted set of code values is not indicated are open (no asterisk in fourth column). The available codes are listed in the EANCOM® Data Elements and Code Sets Directory. Code values may be given as examples or there may be a note on the format or type of code to be used.

4. Different colours are used for the code values in the segment details: restricted codes are in red and open codes in blue.

## 5. Segments Layout

Segment number: 1

UNH - M 1 - Message header				
Function: To head, identify and specify a message.				
	EDIFACT	GS1	*	Description
0062 Message reference number	M an..14	M		Sender's unique message reference. Sequence number of messages in the interchange. DE 0062 in UNT will have the same value. Generated by the sender.
S009 MESSAGE IDENTIFIER	M	M		
0065 Message type	M an..6	M	*	INVOIC = Invoice message
0052 Message version number	M an..3	M	*	D = Draft version/UN/EDIFACT Directory
0054 Message release number	M an..3	M	*	01B = Release 2001 - B
0051 Controlling agency	M an..2	M	*	UN = UN/CEFACT
0057 Association assigned code	C an..6	R	*	EAN011 = GS1 version control number (GS1 Permanent Code) Indicates that the message is the EANCOM version 011 of the UNSM Invoice.
0068 Common access reference	C an..35	N		
S010 STATUS OF THE TRANSFER	C	N		
0070 Sequence of transfers	M n..2			
0073 First and last transfer	C a1			
Segment Notes:  This segment is used to head, identify and specify a message. DE's 0065, 0052, 0054, and 0051: Indicate that the message is a UNSM Invoice based on the D.01B directory under the control of the United Nations.  Example: UNH+1+INVOIC:D:01B:UN:EAN011'				

## 5. Segments Layout

Segment number: 2

<b>BGM</b> - M 1 - Beginning of message				
Function:				
To indicate the type and function of a message and to transmit the identifying number.				
		EDIFACT	GS1	* Description
C002	DOCUMENT/MESSAGE NAME	C	R	
1001	Document name code	C an..3	R	* <div>             67 = Commercial dispute              82 = Metered services invoice              83 = Credit note related to financial adjustments              84 = Debit note related to financial adjustments              130 = Invoicing data sheet              325 = Proforma invoice              380 = Commercial invoice              381 = Credit note - goods and services              382 = Commission note              383 = Debit note - goods and services              384 = Corrected invoice              385 = Consolidated invoice              386 = Prepayment invoice              388 = Tax invoice              389 = Self-billed invoice              390 = Delcredere invoice              393 = Factored invoice              261 = Self billed credit note              262 = Consolidated credit note - goods and services              308 = Delcredere credit note              527 = Self billed debit note           </div> <p>It is of critical importance to use the appropriate document name qualifier relevant to the message. Code value 325 may be used to provide valued despatch information. Before using code value '384', it is advised to check with the local tax authorities the legality of using corrected invoices, as some countries may not allow their use.</p>
1131	Code list identification code	C an..17	N	
3055	Code list responsible agency code	C an..3	N	
1000	Document name	C an..35	O	
C106	DOCUMENT/MESSAGE IDENTIFICATION	C	R	
1004	Document identifier	C an..35	R	Invoice Number assigned by document sender. For global unique identification of documents Global Document Type Identifier (GDTI) is available.
1056	Version identifier	C an..9	N	
1060	Revision identifier	C an..6	O	

5. Segments Layout

1225	Message function code	C an..3	R	*	1 = Cancellation 5 = Replace 7 = Duplicate 9 = Original 31 = Copy 43 = Additional transmission
------	-----------------------	---------	---	---	---

## 5. Segments Layout

Segment number: 2

	EDIFACT	GS1	*	Description
				<p>55 = <b>Notification only</b></p> <p>The message function, coded is a critical data element in this segment. It applies to all data indicated in the message. Consequently, one separate message has to be provided per type of function required. The following definitions apply for the restricted codes:</p> <p>1 = Cancellation - The current invoice is being cancelled. A new invoice with its own invoice number will be raised to take its place. It is recommended that if an invoice is incorrect it must be cancelled and a new one issued or a correcting credit/debit note issued referencing the incorrect invoice.</p> <p>5 = Replace - To cancel and replace a previously sent message identified in the RFF segment. When a buyer issues a pro-forma invoice to cover a transaction the supplier on receipt of this pro-forma issues a replacement to take its place.</p> <p>7 = Duplicate - Re-transmission involving the same parties, on the specific request of the receiver.</p> <p>9 = Original - An indication to the receiver that this invoice is an original invoice, i.e., not a replacement or duplicate.</p> <p>31 = Copy - A copy of an invoice for a third party for information purposes.</p> <p>43 = Additional transmission - Message already transmitted via another communication channel. This transmission is to provide electronically processable data only.</p>
4343 Response type code	C an..3	O	*	<p>AB = <b>Message acknowledgement</b></p> <p>NA = <b>No acknowledgement needed</b></p>
<p>Segment Notes:</p> <p>This segment is used to indicate the type and function of a message and to transmit the identifying number.</p> <p>Example:  BGM+380+432097+9'</p> <p>This example identifies the document as being an original commercial invoice using the code value 380. The document has the reference number 432097.</p> <p>BGM+82+MSI5422'</p> <p>This example identifies the document as being a metered services invoice using the code value 82. The document has the reference number MSI5422.</p>				

## 5. Segments Layout

Segment number: 3

DTM - M 35 - Date/time/period					Description
Function:		EDIFACT	GS1	*	
C507	DATE/TIME/PERIOD	M	M		
2005	Date or time or period function code qualifier	Man..3	M	*	11 = Despatch date and/or time 35 = Delivery date/time, actual 36 = Expiry date 50 = Goods receipt date/time 137 = Document/message date/time 200 = Pick-up/collection date/time of cargo 263 = Invoicing period 325 = Tax period 454 = Accounting value date 44E = Connection date/time (GS1 Temporary Code) 1 = Service completion date/time, actual Dependency Notes: If there is a legal requirement to have the date of creation of the invoice from the accounting application system specified, then additionally code value '454' should be used.
2380	Date or time or period value	C an..35	R		
2379	Date or time or period format code	C an..3	R		102 = CCYYMMDD 203 = CCYYMMDDHHMM 718 = CCYYMMDD-CCYYMMDD
Segment Notes:  This segment is used to specify the date or period of the invoice. It may also be used to specify the date on which the goods were despatched, delivered, or received. DE 2005: Identification of the 'Document/message date/time' (code value 137) is mandatory in an EANCOM message.  Example: DTM+137:20021008:102' The document date is the 8th of October 2002.  DTM+35:200210151430:203' The invoice relates to a delivery made on the 15th of October 2002 at 2:30pm.					



## 5. Segments Layout

Segment number: 4

PAI - C 1 - Payment instructions				
Function: To specify the instructions for payment.				
	EDIFACT	GS1	*	Description
C534 PAYMENT INSTRUCTION DETAILS	M	M		
4439 Payment conditions code	C an..3	O		1 = <a href="#">Direct payment</a> 65 = <a href="#">Reverse factoring</a> OA = <a href="#">Open account (GS1 Temporary Code)</a>
4431 Payment guarantee means code	C an..3	O		20 = <a href="#">Goods as security</a>
4461 Payment means code	C an..3	O		42 = <a href="#">Payment to bank account</a> 60 = <a href="#">Promissory note</a> 70 = <a href="#">Bill drawn by the creditor on the debtor</a> 10E = <a href="#">Payment terms defined in the Commercial Account Summary (GS1 Temporary Code)</a> 13E = <a href="#">Payment terms defined in consolidated invoice (GS1 Temporary Code)</a> Code value '10E, Payment terms defined in the Commercial Account Summary' is used to indicate to the buyer that the payment terms will not be defined in the invoice message but in subsequent commercial account summary message.
1131 Code list identification code	C an..17	O		
3055 Code list responsible agency code	C an..3	D		
4435 Payment channel code	C an..3	O		1 = <a href="#">Ordinary post</a>
Segment Notes: This segment allows the party issuing the Invoice to specify how they would like payment to be made.  Example: PAI+::42'				

## 5. Segments Layout

Segment number: 5

ALI - C 5 - Additional information				
Function: To indicate that special conditions due to the origin, customs preference, fiscal or commercial factors are applicable.				
	EDIFACT	GS1	*	Description
3239 Country of origin name code	C an..3	O		Use ISO 3166 two alpha country code.
9213 Duty regime type code	C an..3	O		
4183 Special condition code	C an..3	O		6 = <a href="#">Subject to bonus</a> 15 = <a href="#">Not subject to discount</a> 116 = <a href="#">Subject to postponed discount</a> 76E = <a href="#">Special conditions applicable to only this invoice (GS1 Temporary Code)</a> 140 = <a href="#">Return of goods</a> 79E = <a href="#">Discrepancies or adjustments (GS1 Temporary Code)</a> 141 = <a href="#">Subject to annual bonus</a>
4183 Special condition code	C an..3	O		
4183 Special condition code	C an..3	O		
4183 Special condition code	C an..3	O		
4183 Special condition code	C an..3	O		
Segment Notes:  This segment is used to specify any special conditions which apply to the goods being invoiced. The country of origin of all the products (if it is the same) may be specified here in the header section.  Example: ALI+EU'				

## 5. Segments Layout

Segment number: 6

<b>FTX</b> - C 99 - Free text				
Function: To provide free form or coded text information.				
	EDIFACT	GS1	*	Description
4451 Text subject code qualifier	M an..3	<b>M</b>		BAQ = VAT exemption reason PUR = Purchasing information ZZZ = Mutually defined
4453 Free text function code	C an..3	<b>O</b>	*	1 = Text for subsequent use
C107 TEXT REFERENCE	C	<b>D</b>		This composite is only used when trading partners have agreed to use mutually defined code values.
4441 Free text value code	M an..17	<b>M</b>		001 = Reference to standard text between trading partners.
1131 Code list identification code	C an..17	<b>O</b>		
3055 Code list responsible agency code	C an..3	<b>D</b>		91 = Assigned by supplier or supplier's agent 92 = Assigned by buyer or buyer's agent
C108 TEXT LITERAL	C	<b>D</b>		This composite is only used if coded text can not be used.
4440 Free text value	M an..512	<b>M</b>		
4440 Free text value	C an..512	<b>O</b>		
4440 Free text value	C an..512	<b>O</b>		
4440 Free text value	C an..512	<b>O</b>		
4440 Free text value	C an..512	<b>O</b>		
3453 Language name code	C an..3	<b>D</b>		ISO 639 two alpha code This data element is only used when non coded free text has been provided in data element C108.
4447 Free text format code	C an..3	<b>N</b>		
<p>Segment Notes:</p> <p>This segment is used to provide free form or coded text information which applies to the complete invoice message.</p> <p>Use of this segment in free form is not recommended since in most cases it inhibits automatic processing of the Invoice. Coded references to standard texts is an available functionality which enables automatic processing and reduces transmission and processing overheads. Standard texts should be mutually defined among trading partners and can be used to cover legal and other requirements.</p> <p>Example:  FTX+PUR+1+001::91'  (E.g. Purchasing information standard text code 001 = Please note adjusted payment terms)</p>				

## 5. Segments Layout

Segment number: 7

<b>SG1</b> - C 99999 - RFF-DTM				
<b>RFF</b> - M 1 - Reference				
Function: To specify a reference.				
	EDIFACT	GS1	*	Description
C506 REFERENCE	M	M		
1153 Reference code qualifier	Man..3	M		AAB = <a href="#">Proforma invoice number</a> AAJ = <a href="#">Delivery order number</a> AAK = <a href="#">Despatch advice number</a> AFO = <a href="#">Beneficiary's reference</a> ALL = <a href="#">Message batch number</a> AIZ = <a href="#">Consolidated invoice number</a> AMT = <a href="#">Goods and Services Tax identification number</a> APQ = <a href="#">Commercial account summary reference number</a> CD = <a href="#">Credit note number</a> CR = <a href="#">Customer reference number</a> DL = <a href="#">Debit note number</a> DQ = <a href="#">Delivery note number</a> IV = <a href="#">Invoice number</a> ON = <a href="#">Order number (buyer)</a> PL = <a href="#">Price list number</a> RF = <a href="#">Export reference number</a> VN = <a href="#">Order number (supplier)</a>
1154 Reference identifier	C an..70	R		
1156 Document line identifier	C an..6	N		
4000 Reference version identifier	C an..35	N		
1060 Revision identifier	C an..6	N		
Segment Notes:  This segment is used to specify references which relate to the whole invoice, for example, Purchase Order Numbers, Delivery Numbers, etc. The message batch number (ALL) is included in this segment. This number is used to provide a link between a batch of invoice messages and a TAXCON message. If the document type is a credit note the invoice to which it relates may need to be specified. This is done using the 'IV' qualifier for DE 1153.  Example: RFF+ALL:252' RFF+ON:ORD9523'				

## 5. Segments Layout

Segment number: 8

<b>SG1</b>		- C	99999 - RFF-DTM		
<b>DTM</b>		- C	5 - Date/time/period		
Function:					
To specify date, and/or time, or period.					
		EDIFACT	GS1	*	Description
C507	DATE/TIME/PERIOD	M	M		
2005	Date or time or period function code qualifier	M an..3	M	*	171 = Reference date/time
2380	Date or time or period value	C an..35	R		
2379	Date or time or period format code	C an..3	R		102 = CCYYMMDD 203 = CCYYMMDDHHMM
Segment Notes:					
This segment is used to specify any dates related to the references given in the previous RFF segment.					
Example:					
DTM+171:20020804:102'					

## 5. Segments Layout

Segment number: 9

<b>SG2</b>	- C	99 - NAD-FII-SG3-SG5		
<b>NAD</b>	- M	1 - Name and address		
Function: To specify the name/address and their related function, either by C082 only and/or unstructured by C058 or structured by C080 thru 3207.				
	EDIFACT	GS1	*	Description
3035	Party function code qualifier	M an..3	<b>M</b>	<div>BO = Broker or sales office</div> <div>BS = Bill and ship to</div> <div>BY = Buyer</div> <div>CN = Consignee</div> <div>CS = Consolidator</div> <div>DP = Delivery party</div> <div>II = Issuer of invoice</div> <div>IV = Invoicee</div> <div>LD = Party recovering the Value Added Tax (VAT)</div> <div>PE = Payee</div> <div>RE = Party to receive commercial invoice remittance</div> <div>SE = Seller</div> <div>SN = Store number</div> <div>SR = Supplier's agent/representative</div> <div>ST = Ship to</div> <div>SU = Supplier</div> <div>LC = Party declaring the Value Added Tax (VAT)</div> <div>Code value 'CS, Consolidator' is used to identify only parties who provide administrative or invoice consolidating services.</div> <div>Code value 'LD, Party recovering the Value Added Tax ' is used only if the ordering party and the buyer are not identical.</div>
C082	PARTY IDENTIFICATION DETAILS	C	<b>A</b>	
3039	Party identifier	M an..35	<b>M</b>	For identification of parties it is recommended to use GLN - Format n13.
1131	Code list identification code	C an..17	<b>N</b>	
3055	Code list responsible agency code	C an..3	<b>R</b>	<div>*</div> <div>9 = <b>GS1</b></div>
C058	NAME AND ADDRESS	C	<b>O</b>	This composite may only be used to fulfill the requirements of directive 2003/58/EC, article 4.
3124	Name and address description	M an..35	<b>M</b>	
3124	Name and address description	C an..35	<b>O</b>	
3124	Name and address description	C an..35	<b>O</b>	
3124	Name and address description	C an..35	<b>O</b>	
3124	Name and address description	C an..35	<b>O</b>	
C080	PARTY NAME	C	<b>D</b>	
3036	Party name	M an..35	<b>M</b>	Party Name in clear text.
3036	Party name	C an..35	<b>O</b>	
3036	Party name	C an..35	<b>O</b>	

## 5. Segments Layout

Segment number: 9

	EDIFACT	GS1	*	Description
3036 Party name	C an..35	O		
3036 Party name	C an..35	O		
3045 Party name format code	C an..3	O		
C059 STREET	C	D		
3042 Street and number or post office box identifier	Man..35	M		Building Name/Number and Street Name
3042 Street and number or post office box identifier	C an..35	O		
3042 Street and number or post office box identifier	C an..35	O		
3042 Street and number or post office box identifier	C an..35	O		
3164 City name	C an..35	D		City/Town name, clear text
C819 COUNTRY SUB-ENTITY DETAILS	C	D		
3229 Country sub-entity name code	C an..9	O		
1131 Code list identification code	C an..17	O		
3055 Code list responsible agency code	C an..3	O		
3228 Country sub-entity name	C an..70	O		County/State, clear text.
3251 Postal identification code	C an..17	D		Postal Code
3207 Country name code	C an..3	D		ISO 3166 two alpha code

### Segment Notes:

This segment is used to identify the trading parties involved in the invoice process. Identification of the buyer and supplier of goods and services is mandatory in the Invoice. Additionally, the issuer of the invoice and the invoicee must be identified if different from the buying and supplying parties. The consignee or delivery party needs to be specified if different to the buyer's address.

### Example:

NAD+BY+5412345000020::9'

NAD+SU+4012345500004::9'

NAD+DP+5412345000013::9'

### Dependency Notes:

The following composites and data elements are only used when a coded name and address can not be used.

The affected composites and data elements are as follows:

C080 - C059 - 3164 - C819 - 3251 - 3207

## 5. Segments Layout

Segment number: 10

<b>SG2</b>	- C	99 - NAD-FII-SG3-SG5			
<b>FII</b>	- C	5 - Financial institution information			
Function: To identify an account and a related financial institution.					
		<b>EDIFACT</b>	<b>GS1</b>	<b>*</b>	<b>Description</b>
3035	Party function code qualifier	M an..3	<b>M</b>		PB = <a href="#">Paying financial institution</a> RB = <a href="#">Receiving financial institution</a>
C078	ACCOUNT HOLDER IDENTIFICATION	C	<b>R</b>		
3194	Account holder identifier	C an..35	<b>R</b>		
3192	Account holder name	C an..35	<b>O</b>		
3192	Account holder name	C an..35	<b>O</b>		
6345	Currency identification code	C an..3	<b>O</b>		ISO 4217 three alpha code
C088	INSTITUTION IDENTIFICATION	C	<b>O</b>		
3433	Institution name code	C an..11	<b>A</b>		
1131	Code list identification code	C an..17	<b>O</b>		25 = <a href="#">Bank identification</a>
3055	Code list responsible agency code	C an..3	<b>D</b>		5 = <a href="#">ISO (International Organization for Standardization)</a>
3434	Institution branch identifier	C an..17	<b>O</b>		
1131	Code list identification code	C an..17	<b>O</b>		25 = <a href="#">Bank identification</a>
3055	Code list responsible agency code	C an..3	<b>D</b>		5 = <a href="#">ISO (International Organization for Standardization)</a>
3432	Institution name	C an..70	<b>O</b>		
3436	Institution branch location name	C an..70	<b>O</b>		
3207	Country name code	C an..3	<b>O</b>		ISO 3166 two alpha code
Segment Notes: This segment is used to identify financial institution information related to the party identified in the NAD segment.  Example: FII+RB+994-3277711:NGEISS+KREDBEBB:25:5'					



## 5. Segments Layout

Segment number: 11

<b>SG2</b>	- C	99 - NAD-FII-SG3-SG5		
<b>SG3</b>	- C	9999 - RFF		
<b>RFF</b>	- M	1 - Reference		
Function: To specify a reference.				
	EDIFACT	GS1	*	Description
C506	REFERENCE	M	M	
1153	Reference code qualifier	Man..3	M	*  ADE = Account number ALV = Registered capital reference AMT = Goods and Services Tax identification number AP = Accounts receivable number YC1 = Additional party identification (GS1 Temporary Code) EX = Export licence number FC = Fiscal number CR = Customer reference number GN = Government reference number IA = Internal vendor number IP = Import licence number IT = Internal customer number PY = Payee's financial institution account number SZ = Specification number TRB = Tribunal place registration number (GS1 Temporary Code) VA = VAT registration number XA = Company/place registration number AQQ = Activite Principale Exercee (APE) identifier ATB = Purchase for export Customs agreement number
1154	Reference identifier	C an..70	R	
1156	Document line identifier	C an..6	N	
4000	Reference version identifier	C an..35	N	
1060	Revision identifier	C an..6	N	
Segment Notes: This segment is used to specify reference numbers related to the party identified in the previous NAD segment.  Example: RFF+VA:VR12345'				

## 5. Segments Layout

Segment number: 12

<b>SG2</b>	- C	99 - NAD-FII-SG3-SG5
<b>SG5</b>	- C	5 - CTA-COM
<b>CTA</b>	- M	1 - Contact information

Function:

To identify a person or a department to whom communication should be directed.

	EDIFACT	GS1	*	Description
3139    Contact function code	C an..3	<b>R</b>		AD = <a href="#">Accounting contact</a> AP = <a href="#">Accounts payable contact</a> AR = <a href="#">Accounts receivable contact</a> GR = <a href="#">Goods receiving contact</a> PD = <a href="#">Purchasing contact</a>
C056    DEPARTMENT OR EMPLOYEE DETAILS	C	<b>O</b>		
3413    Department or employee name code	C an..17	<b>O</b>		
3412    Department or employee name	C an..35	<b>O</b>		

Segment Notes:

This segment is used to identify the department and/or person within the party specified in the NAD.  
The Global Location Number GLN - Format n13 - is particularly suitable for this purpose.

Example:

CTA+AD+:MARK CARTER'

## 5. Segments Layout

Segment number: 13

<b>SG2</b>	- C	99 - NAD-FII-SG3-SG5
<b>SG5</b>	- C	5 - CTA-COM
<b>COM</b>	- C	5 - Communication contact
Function:		
To identify a communication number of a department or a person to whom communication should be directed.		
	EDIFACT	GS1 * Description
C076 COMMUNICATION CONTACT	M	M
3148 Communication address identifier	Man..512	M
3155 Communication address code qualifier	Man..3	M
EM = <a href="#">Electronic mail</a> TE = <a href="#">Telephone</a> WWW = <a href="#">WWW-Site (GS1 Temporary Code)</a>		
Segment Notes:		
This segment is used to identify the communications number and the type of communications used for the department person identified in the CTA segment.		
Example:		
COM+00448132445322:TE'		

## 5. Segments Layout

Segment number: 14

<b>SG6</b> - C 5 - TAX-MOA					
<b>TAX</b> - M 1 - Duty/tax/fee details					
Function:					
To specify relevant duty/tax/fee information.					
		EDIFACT	GS1	*	Description
5283	Duty or tax or fee function code qualifier	M an..3	<b>M</b>		5 = Customs duty 7 = Tax
C241	DUTY/TAX/FEE TYPE	C	<b>D</b>		
5153	Duty or tax or fee type name code	C an..3	<b>O</b>		GST = Goods and services tax VAT = Value added tax
1131	Code list identification code	C an..17	<b>O</b>		
3055	Code list responsible agency code	C an..3	<b>D</b>		
5152	Duty or tax or fee type name	C an..35	<b>O</b>		
C533	DUTY/TAX/FEE ACCOUNT DETAIL	C	<b>O</b>		
5289	Duty or tax or fee account code	M an..6	<b>M</b>		
1131	Code list identification code	C an..17	<b>O</b>		
3055	Code list responsible agency code	C an..3	<b>D</b>		
5286	Duty or tax or fee assessment basis value	C an..15	<b>O</b>		
C243	DUTY/TAX/FEE DETAIL	C	<b>A</b>		
5279	Duty or tax or fee rate code	C an..7	<b>O</b>		
1131	Code list identification code	C an..17	<b>O</b>		
3055	Code list responsible agency code	C an..3	<b>D</b>		
5278	Duty or tax or fee rate	C an..17	<b>R</b>		The actual rate of tax/duty.
5273	Duty or tax or fee rate basis code	C an..12	<b>O</b>		
1131	Code list identification code	C an..17	<b>O</b>		
3055	Code list responsible agency code	C an..3	<b>D</b>		
5305	Duty or tax or fee category code	C an..3	<b>D</b>		A = Mixed tax rate E = Exempt from tax S = Standard rate
3446	Party tax identifier	C an..20	<b>O</b>		
1227	Calculation sequence code	C an..3	<b>N</b>		
Segment Notes:					
This segment is used to indicate the type, category, and rate of tax for the complete invoice.					
Example:					
TAX+7+VAT++++:::21+S'					
Dependency Notes:					
DE C241 and 5305: Tax types and categories will vary from country to country. They should be defined by					

## **5. Segments Layout**

---

Segment number:    14

national guidelines.
----------------------

## 5. Segments Layout

Segment number: 15

<b>SG6</b> - C 5 - TAX-MOA				
<b>MOA</b> - C 1 - Monetary amount				
Function: To specify a monetary amount.				
	EDIFACT	GS1	*	Description
C516 MONETARY AMOUNT	M	M		
5025 Monetary amount type code qualifier	Man..3	M		124 = Tax amount 125 = Taxable amount
5004 Monetary amount	C n..35	R		
6345 Currency identification code	C an..3	N		
6343 Currency type code qualifier	C an..3	N		
4405 Status description code	C an..3	N		
Segment Notes:  This segment is to be used to provide tax related monetary amounts relevant to the complete invoice. These amount should be added to any amounts specified in the detail section in order to calculate the total invoice tax amounts contained in the summary section.  Example: MOA+124:154.54'				

## 5. Segments Layout

Segment number: 16

<b>SG7</b> - C 99 - CUX-DTM				
<b>CUX</b> - M 1 - Currencies				
Function:				
To specify currencies used in the transaction and relevant details for the rate of exchange.				
	EDIFACT	GS1	*	Description
C504 CURRENCY DETAILS	C	R		
6347 Currency usage code qualifier	Man..3	M	*	2 = <b>Reference currency</b>
6345 Currency identification code	C an..3	R		ISO 4217 three alpha
6343 Currency type code qualifier	C an..3	R	*	4 = <b>Invoicing currency</b> 10 = <b>Pricing currency</b> 11 = <b>Payment currency</b>
6348 Currency rate value	C n..4	N		
C504 CURRENCY DETAILS	C	D		The second occurrence of this composite is only used if a target currency is being specified.
6347 Currency usage code qualifier	Man..3	M	*	3 = <b>Target currency</b>
6345 Currency identification code	C an..3	R		ISO 4217 three alpha
6343 Currency type code qualifier	C an..3	R	*	4 = <b>Invoicing currency</b> 10 = <b>Pricing currency</b> 11 = <b>Payment currency</b>
6348 Currency rate value	C n..4	O		
5402 Currency exchange rate	C n..12	D		The rate of exchange which applies to the currencies. The rate of exchange is only used if a target currency has been identified in the second occurrence of C504.
6341 Exchange rate currency market identifier	C an..3	N		
Segment Notes:				
This segment is used to specify currency information for the complete invoice.				
The CUX Segment is mandatory for international exchanges.				
When specifying Reference and Target Currencies for international trade, one occurrence of CUX is all that is required. The reference currency is identified in the first occurrence of composite C504, with the target currency specified in the second occurrence of C504. The rate of exchange between the two is detailed in DE 5402.				
The general rule for calculating the rate of exchange is as follows :				
Reference Currency multiplied by Rate = Target Currency.				
Example:				
Where only the invoicing currency needs to be identified for national trade.				
CUX+2:EUR:4'				
CUX+2:EUR:4+3:USD:11+0.90243'				

## 5. Segments Layout

Segment number: 17

<b>SG7</b>		- C	99 - CUX-DTM		
<b>DTM</b>		- C	5 - Date/time/period		
Function:					
To specify date, and/or time, or period.					
		EDIFACT	GS1	*	Description
C507	DATE/TIME/PERIOD	M	M		
2005	Date or time or period function code qualifier	M an..3	M	*	134 = Rate of exchange date/time
2380	Date or time or period value	C an..35	R		
2379	Date or time or period format code	C an..3	R		102 = CCYYMMDD 718 = CCYYMMDD-CCYYMMDD
Segment Notes:					
This segment is used to specify the date on which a rate of exchange was quoted.					
Example:					
DTM+134:20021010:102'					



## 5. Segments Layout

Segment number: 18

<b>SG8</b>	- C	10 - PAT-DTM-PCD-MOA-PAI-FII
<b>PAT</b>	- M	1 - Payment terms basis
Function: To specify the payment terms basis.		
Notes: 1. This segment will be removed effective with directory D.02B.		
	EDIFACT	GS1 * Description
4279 Payment terms type code qualifier	M an..3	<b>M</b>  1 = Basic 3 = Fixed date 7 = Extended 20 = Penalty terms 22 = Discount 37 = Complete payment
C110 PAYMENT TERMS	C	<b>O</b>
4277 Payment terms description identifier	M an..17	<b>M</b>  ZZZ = Mutually defined (GS1 Temporary Code)
1131 Code list identification code	C an..17	<b>O</b>
3055 Code list responsible agency code	C an..3	<b>D</b>
4276 Payment terms description	C an..35	<b>O</b>
4276 Payment terms description	C an..35	<b>O</b>
C112 TERMS/TIME INFORMATION	C	<b>O</b>
2475 Time reference code	M an..3	<b>M</b>  5 = Date of invoice
2009 Terms time relation code	C an..3	<b>O</b>  3 = After reference
2151 Period type code	C an..3	<b>O</b>  D = Day M = Month WD = Working days Y = Year
2152 Period count quantity	C n..3	<b>O</b>  Number of periods for payment.
Segment Notes: This segment is used by the issuer of the invoice to specify the payment terms for the complete invoice.  Example: The following example indicates basic payment terms with payment due 30 days after the reference date which is the invoice date. PAT+1++5:3:D:30'		

## 5. Segments Layout

Segment number: 19

<b>SG8</b>		- C	10 - PAT-DTM-PCD-MOA-PAI-FII		
<b>DTM</b>		- C	5 - Date/time/period		
Function:					
To specify date, and/or time, or period.					
		EDIFACT	GS1	*	Description
C507	DATE/TIME/PERIOD	M	M		
2005	Date or time or period function code qualifier	M an..3	M	*	7 = Effective date/time 12 = Terms discount due date/time 13 = Terms net due date 209 = Value date 326 = Charge period
2380	Date or time or period value	C an..35	R		
2379	Date or time or period format code	C an..3	R		102 = CCYYMMDD 718 = CCYYMMDD-CCYYMMDD
Segment Notes:					
This segment is used to specify any dates associated with the payment terms for the invoice.					
Example:					
Net due date for payment the 31st August 2002.					
DTM+13:20020831:102'					

## 5. Segments Layout

Segment number: 20

<b>SG8</b> - C 10 - PAT-DTM-PCD-MOA-PAI-FII				
<b>PCD</b> - C 1 - Percentage details				
Function: To specify percentage information.				
	EDIFACT	GS1	*	Description
C501 PERCENTAGE DETAILS	M	M		
5245 Percentage type code qualifier	Man..3	M		7 = Percentage of invoice 12 = Discount 15 = Penalty percentage 16 = Interest percentage
5482 Percentage	C n..10	R		
5249 Percentage basis identification code	C an..3	O		13 = Invoice value
1131 Code list identification code	C an..17	O		
3055 Code list responsible agency code	C an..3	D		
4405 Status description code	C an..3	N		
Segment Notes:  This segment is used to specify percentages which will be allowed or charged if the invoicee pays (does not pay) to terms.  Example: PCD+15:2.5:13'				

## 5. Segments Layout

Segment number: 21

<b>SG8</b> - C 10 - PAT-DTM-PCD-MOA-PAI-FII				
<b>MOA</b> - C 1 - Monetary amount				
Function: To specify a monetary amount.				
	EDIFACT	GS1	*	Description
C516 MONETARY AMOUNT	M	M		
5025 Monetary amount type code qualifier	Man..3	M		21 = Cash discount 23 = Charge amount 529 = Calculation basis which includes all taxes except VAT
5004 Monetary amount	C n..35	R		Actual value being charged/discounted.
6345 Currency identification code	C an..3	N		
6343 Currency type code qualifier	C an..3	N		
4405 Status description code	C an..3	N		
Segment Notes:  This segment is used to specify monetary values which will be allowed or charged if the invoicee pays (does not pay) to terms.  Example: MOA+21:100'				

## 5. Segments Layout

Segment number: 22

<b>SG8</b> - C 10 - PAT-DTM-PCD-MOA-PAI-FII				
<b>PAI</b> - C 1 - Payment instructions				
Function: To specify the instructions for payment.				
	EDIFACT	GS1	*	Description
C534 PAYMENT INSTRUCTION DETAILS	M	M		
4439 Payment conditions code	C an..3	O		10 = Irrevocable documentary credit
4431 Payment guarantee means code	C an..3	O		
4461 Payment means code	C an..3	O		42 = Payment to bank account
1131 Code list identification code	C an..17	O		
3055 Code list responsible agency code	C an..3	D		
4435 Payment channel code	C an..3	O		
Segment Notes: This segment is used to specify payment instructions related to payment terms.  Example: The following example indicates that payment has to be made to a bank account. PAI+::42'				

## 5. Segments Layout

Segment number: 23

<b>SG8</b>		- C	10 - PAT-DTM-PCD-MOA-PAI-FII		
<b>FII</b>		- C	1 - Financial institution information		
Function:					
To identify an account and a related financial institution.					
		EDIFACT	GS1	*	Description
3035	Party function code qualifier	M an..3	<b>M</b>	*	RB = <b>Receiving financial institution</b>
C078	ACCOUNT HOLDER IDENTIFICATION	C	<b>R</b>		
3194	Account holder identifier	C an..35	<b>R</b>		
3192	Account holder name	C an..35	<b>O</b>		
3192	Account holder name	C an..35	<b>O</b>		
6345	Currency identification code	C an..3	<b>O</b>		ISO 4217 three alpha code
C088	INSTITUTION IDENTIFICATION	C	<b>O</b>		
3433	Institution name code	C an..11	<b>R</b>		
1131	Code list identification code	C an..17	<b>O</b>		25 = <b>Bank identification</b>
3055	Code list responsible agency code	C an..3	<b>D</b>		5 = <b>ISO (International Organization for Standardization)</b>
3434	Institution branch identifier	C an..17	<b>O</b>		
1131	Code list identification code	C an..17	<b>O</b>		25 = <b>Bank identification</b>
3055	Code list responsible agency code	C an..3	<b>D</b>		5 = <b>ISO (International Organization for Standardization)</b>
3432	Institution name	C an..70	<b>O</b>		
3436	Institution branch location name	C an..70	<b>O</b>		
3207	Country name code	C an..3	<b>O</b>		ISO 3166 two alpha code
Segment Notes:					
This segment is used to identify the receiving financial institution and account holder number, related to the payment means.					
Example:					
FII+RB+994-3277711+KREDBEBB:25:5'					

## 5. Segments Layout

Segment number: 24

<b>SG9</b>	- C	10 - TDT-SG10-SG11			
<b>TDT</b>	- M	1 - Details of transport			
Function:					
To specify the transport details such as mode of transport, means of transport, its conveyance reference number and the identification of the means of transport.					
		EDIFACT	GS1	*	Description
8051	Transport stage code qualifier	M an..3	<b>M</b>		20 = <a href="#">Main-carriage transport</a>
8028	Means of transport journey identifier	C an..17	<b>O</b>		Reference number covering the transport.
C220	MODE OF TRANSPORT	C	<b>A</b>		
8067	Transport mode name code	C an..3	<b>R</b>		10 = 20 = 30 = 40 =
8066	Transport mode name	C an..17	<b>N</b>		
C228	TRANSPORT MEANS	C	<b>O</b>		
8179	Transport means description code	C an..8	<b>D</b>		23 = <a href="#">Rail bulk car</a> 31 = <a href="#">Truck</a>
8178	Transport means description	C an..17	<b>D</b>		
C040	CARRIER	C	<b>O</b>		
3127	Carrier identifier	C an..17	<b>A</b>		For identification of carriers it is recommended to use Global Location Number GLN - Format n13.
1131	Code list identification code	C an..17	<b>O</b>		
3055	Code list responsible agency code	C an..3	<b>D</b>	*	9 = <b>GS1</b> 60 = <b>Assigned by national trade agency</b> DE 3055 must be used if DE 3127 is used.
3128	Carrier name	C an..35	<b>O</b>		
8101	Transit direction indicator code	C an..3	<b>O</b>		BS = <a href="#">Buyer to supplier</a> SB = <a href="#">Supplier to buyer</a>
C401	EXCESS TRANSPORTATION INFORMATION	C	<b>N</b>		
8457	Excess transportation reason code	M an..3			
8459	Excess transportation responsibility code	M an..3			
7130	Customer shipment authorisation identifier	C an..17			
C222	TRANSPORT IDENTIFICATION	C	<b>O</b>		
8213	Transport means identification name identifier	C an..9	<b>O</b>		
1131	Code list identification code	C an..17	<b>O</b>		
3055	Code list responsible agency code	C an..3	<b>D</b>		DE 3055 must be used if DE 8213 is used.
8212	Transport means identification name	C an..35	<b>R</b>		Vehicle licence plate/Aircraft number
8453	Transport means nationality	C an..3	<b>O</b>		ISO 3166 two alpha code

## 5. Segments Layout

---

Segment number: 24

		EDIFACT	GS1	*	Description
code					
8281	Transport means ownership indicator code	C an..3	N		

**Segment Notes:**

This segment is used to specify transport services provided for the delivery of the invoiced line items, such as express transport services.

**Example:**

TDT+20++30+31'

**Dependency Notes:**

DE C228: DE 8179 and 8178 are only used when the type of transport must be specifically identified, i.e. where a generic description such as road transport is unsuitable.



## 5. Segments Layout

Segment number: 25

<b>SG9</b>	- C	10 - TDT-SG10-SG11
<b>SG10</b>	- C	10 - LOC-DTM
<b>LOC</b>	- M	1 - Place/location identification

Function:

To identify a place or a location and/or related locations.

		EDIFACT	GS1	*	Description
3227	Location function code qualifier	M an..3	<b>M</b>		8 = Place of destination 9 = Place/port of loading
C517	LOCATION IDENTIFICATION	C	<b>A</b>		
3225	Location name code	C an..25	<b>A</b>		GLN - Format n13
1131	Code list identification code	C an..17	<b>O</b>		
3055	Code list responsible agency code	C an..3	<b>D</b>		9 = GS1 DE 3055 must be used if DE 3225 is used and does not contain an UN/LOCODE.
3224	Location name	C an..256	<b>O</b>		
C519	RELATED LOCATION ONE IDENTIFICATION	C	<b>O</b>		
3223	First related location name code	C an..25	<b>O</b>		Global Location Number GLN - Format n13
1131	Code list identification code	C an..17	<b>O</b>		
3055	Code list responsible agency code	C an..3	<b>D</b>		DE 3055 must be used if DE 3223 is used and does not contain an UN/LOCODE. 9 = GS1
3222	First related location name	C an..70	<b>O</b>		
C553	RELATED LOCATION TWO IDENTIFICATION	C	<b>O</b>		
3233	Second related location name code	C an..25	<b>O</b>		Global Location Number GLN - Format n13
1131	Code list identification code	C an..17	<b>O</b>		
3055	Code list responsible agency code	C an..3	<b>D</b>		DE 3055 must be used if DE 3233 is used and does not contain an UN/LOCODE. 9 = GS1
3232	Second related location name	C an..70	<b>O</b>		
5479	Relation code	C an..3	<b>N</b>		

Segment Notes:

This segment is used to identify locations related to the details of transport.

Example:

LOC+5+5412345678908::9'

## 5. Segments Layout

Segment number: 26

<b>SG9</b>	- C	10 - TDT-SG10-SG11			
<b>SG10</b>	- C	10 - LOC-DTM			
<b>DTM</b>	- C	5 - Date/time/period			
Function:					
To specify date, and/or time, or period.					
		EDIFACT	GS1	*	Description
C507	DATE/TIME/PERIOD	M	M		
2005	Date or time or period function code qualifier	M an..3	M		35 = <a href="#">Delivery date/time, actual</a> 132 = <a href="#">Arrival date/time, estimated</a> 133 = <a href="#">Departure date/time, estimated</a> 186 = <a href="#">Departure date/time, actual</a>
2380	Date or time or period value	C an..35	R		
2379	Date or time or period format code	C an..3	R		
Segment Notes:					
This segment is used to specify dates related to the above location.					
Example:					
DTM+132:20010606:102'					

## 5. Segments Layout

Segment number: 27

<b>SG9</b> - C 10 - TDT-SG10-SG11				
<b>SG11</b> - C 9999 - RFF				
<b>RFF</b> - M 1 - Reference				
Function: To specify a reference.				
	EDIFACT	GS1	*	Description
C506 REFERENCE	M	M		
1153 Reference code qualifier	Man..3	M		AAB = <a href="#">Proforma invoice number</a> AAJ = <a href="#">Delivery order number</a> AAK = <a href="#">Despatch advice number</a> AFO = <a href="#">Beneficiary's reference</a> ALL = <a href="#">Message batch number</a> AIZ = <a href="#">Consolidated invoice number</a> AMT = <a href="#">Goods and Services Tax identification number</a> APQ = <a href="#">Commercial account summary reference number</a> CD = <a href="#">Credit note number</a> CR = <a href="#">Customer reference number</a> DL = <a href="#">Debit note number</a> DQ = <a href="#">Delivery note number</a> IV = <a href="#">Invoice number</a> ON = <a href="#">Order number (buyer)</a> PL = <a href="#">Price list number</a> RF = <a href="#">Export reference number</a> VN = <a href="#">Order number (supplier)</a>
1154 Reference identifier	C an..70	R		
1156 Document line identifier	C an..6	N		
4000 Reference version identifier	C an..35	N		
1060 Revision identifier	C an..6	N		
Segment Notes:				

## 5. Segments Layout

Segment number: 28

<b>SG12</b>		- C	5 - TOD-LOC		
<b>TOD</b>		- M	1 - Terms of delivery or transport		
Function:					
To specify terms of delivery or transport.					
		EDIFACT	GS1	*	Description
4055	Delivery or transport terms function code	C an..3	<b>R</b>		3 = Price and despatch condition 6 = Delivery condition
4215	Transport charges payment method code	C an..3	<b>O</b>		DF = Defined by buyer and supplier PC = Prepaid but charged to customer
C100	TERMS OF DELIVERY OR TRANSPORT	C	<b>A</b>		
4053	Delivery or transport terms description code	C an..3	<b>R</b>		INCOTERMS (See EANCOM Codes Set) If INCOTERMS are applicable, then DE 3055 has to contain code value "9" and DE 1131 must be used.
1131	Code list identification code	C an..17	<b>D</b>		
3055	Code list responsible agency code	C an..3	<b>D</b>		
4052	Delivery or transport terms description	C an..70	<b>O</b>		
4052	Delivery or transport terms description	C an..70	<b>O</b>		
Segment Notes:					
This segment is used to specify the terms of delivery for the complete invoice.					
Example:					
TOD+3++CIF:2E:9'					
Dependency Notes:					
Data elements 1131 and 3055 are only used if specific terms of delivery codes, which are outside those recommended by EDIFACT, are being used.					

## 5. Segments Layout

Segment number: 29

<b>SG12</b>		- C	5 - TOD-LOC		
<b>LOC</b>		- C	2 - Place/location identification		
Function:					
To identify a place or a location and/or related locations.					
		EDIFACT	GS1	*	Description
3227	Location function code qualifier	M an..3	<b>M</b>		1 = <a href="#">Place of terms of delivery</a> 5 = <a href="#">Place of departure</a> 7 = <a href="#">Place of delivery</a>
C517	LOCATION IDENTIFICATION	C	<b>A</b>		
3225	Location name code	C an..25	<b>A</b>		UN/LOCODE
1131	Code list identification code	C an..17	<b>O</b>		
3055	Code list responsible agency code	C an..3	<b>D</b>		3 = <a href="#">IATA (International Air Transport Association)</a> DE 3055 must be used if DE 3225 is used and does not contain an UN/LOCODE.
3224	Location name	C an..256	<b>O</b>		
C519	RELATED LOCATION ONE IDENTIFICATION	C	<b>N</b>		
3223	First related location name code	C an..25			
1131	Code list identification code	C an..17			
3055	Code list responsible agency code	C an..3			
3222	First related location name	C an..70			
C553	RELATED LOCATION TWO IDENTIFICATION	C	<b>N</b>		
3233	Second related location name code	C an..25			
1131	Code list identification code	C an..17			
3055	Code list responsible agency code	C an..3			
3232	Second related location name	C an..70			
5479	Relation code	C an..3	<b>N</b>		
Segment Notes:					
This segment is used to identify the location where the terms of delivery apply.					
Example:					
LOC+1+BE-BRU'					

## 5. Segments Layout

Segment number: 30

<b>SG14</b> - C 1000 - PAC				
<b>PAC</b> - M 1 - Package				
Function:				
To describe the number and type of packages/physical units.				
	EDIFACT	GS1	*	Description
7224 Package quantity	C n..8	O		
C531 PACKAGING DETAILS	C	O		
7075 Packaging level code	C an..3	O		
7233 Packaging related description code	C an..3	O		
7073 Packaging terms and conditions code	C an..3	O		1 = Packaging cost paid by supplier 2 = Packaging cost paid by recipient 3 = Packaging cost not charged (returnable)
C202 PACKAGE TYPE	C	R		
7065 Package type description code	C an..17	A		AE = CR = CX =
1131 Code list identification code	C an..17	O		
3055 Code list responsible agency code	C an..3	D		
7064 Type of packages	C an..35	O		
C402 PACKAGE TYPE IDENTIFICATION	C	N		
7077 Description format code	Man..3			
7064 Type of packages	Man..35			
7143 Item type identification code	C an..3			
7064 Type of packages	C an..35			
7143 Item type identification code	C an..3			
C532 RETURNABLE PACKAGE DETAILS	C	D		Composite C532 is only used where the packaging being described is returnable. This composite identifies who is responsible for payment of its return.
8395 Returnable package freight payment responsibility code	C an..3	O		1 = Paid by customer 3 = Paid by supplier
8393 Returnable package load contents code	C an..3	N		
Segment Notes:				
This segment is used to enable the invoice message to be used as valued despatch advice message by detailing the total count of each package type being invoiced.				
Example: PAC+6++CR' The invoice relates to 6 crates.				

## 5. Segments Layout

Segment number: 31

<b>SG16</b> - C 9999 - ALC-SG18-SG19-SG20-SG21-SG22				
<b>ALC</b> - M 1 - Allowance or charge				
Function: To identify allowance or charge details.				
		EDIFACT	GS1	* Description
5463	Allowance or charge code qualifier	M an..3	<b>M</b>	A = <a href="#">Allowance</a> C = <a href="#">Charge</a>
C552	ALLOWANCE/CHARGE INFORMATION	C	<b>O</b>	
1230	Allowance or charge identifier	C an..35	<b>D</b>	If code '69' is used in DE 5189, the agreement number must be specified in DE 1230.
5189	Allowance or charge identification code	C an..3	<b>O</b>	69 = <a href="#">Charge for a customer specific finish</a> 64E = <a href="#">Yearly turnover allowance/charge (GS1 Temporary Code)</a>
4471	Settlement means code	C an..3	<b>O</b>	1 = <a href="#">Bill back</a> 2 = <a href="#">Off invoice</a> 5 = <a href="#">Charge to be paid by vendor</a> 6 = <a href="#">Charge to be paid by customer</a>
1227	Calculation sequence code	C an..3	<b>D</b>	1 = <a href="#">First step of calculation</a> 2 = <a href="#">Second step of calculation</a> etc, etc, etc, 9 = <a href="#">Ninth step of calculation</a> The calculation sequence indicator is used when multiple allowances and/or charges are applicable. If various allowances and/or charges percentages, quantities, monetary amounts, or, rates are applicable to the same base price, then the calculation sequence indicator will always equal one. If the various allowances and/or charges are applied against a fluctuating price (constantly changing because of the application of other allowances and/or charges) then the sequence of calculation is indicated using this data element. If the allowance or charge is not to be applied against a fixed price then the calculation sequence indicator must be included.
C214	SPECIAL SERVICES IDENTIFICATION	C	<b>D</b>	
7161	Special service description code	C an..3	<b>R</b>	AJ = <a href="#">Adjustments</a> CAC = <a href="#">Cash discount</a> AEK = <a href="#">Cash on delivery service</a> EAB = <a href="#">Early payment allowance</a> FC = <a href="#">Freight charge</a> FI = <a href="#">Finance charge</a> HD = <a href="#">Handling</a> QD = <a href="#">Quantity discount</a> X40 = <a href="#">Allowance/charge regulated by law (GS1 Temporary Code)</a>
1131	Code list identification code	C an..17	<b>O</b>	
3055	Code list responsible agency code	C an..3	<b>D</b>	
7160	Special service description	C an..35	<b>O</b>	

## 5. Segments Layout

---

Segment number: 31

	EDIFACT	GS1	*	Description
7160 Special service description	C an..35	<b>O</b>		
<p>Segment Notes:</p> <p>This segment is used to indicate any Allowances or Charges applicable to the total invoice, e.g. packaging costs. Allowances or charges specified in the detail section do not override or replace allowances or charges specified at header level but compliment them.</p> <p>Example: ALC+C++6++FC' Freight charges to be paid by the customer.</p>				



## 5. Segments Layout

Segment number: 32

<b>SG16</b>	- C	9999 - ALC-SG18-SG19-SG20-SG21-SG22		
<b>SG18</b>	- C	1 - QTY		
<b>QTY</b>	- M	1 - Quantity		
Function:				
To specify a pertinent quantity.				
	EDIFACT	GS1	*	Description
C186	QUANTITY DETAILS	M	M	
6063	Quantity type code qualifier	M an..3	M	1 = <a href="#">Discrete quantity</a>
6060	Quantity	M an..35	M	Actual quantity being allowed or charged.
6411	Measurement unit code	C an..3	D	<div>KGM = <a href="#">kilogram</a> LTR = <a href="#">litre</a> DE 6411 is only used if a variable quantity product or service is being indicated in the allowance or charge.</div>
Segment Notes:				
This segment is used to specify any quantity discounts or charges for the current ALC segment group.				
Example:				
QTY+1:152'				

## 5. Segments Layout

Segment number: 33

<b>SG16</b>	- C	9999 - ALC-SG18-SG19-SG20-SG21-SG22
<b>SG19</b>	- C	1 - PCD
<b>PCD</b>	- M	1 - Percentage details

Function:

To specify percentage information.

		EDIFACT	GS1	*	Description
C501	PERCENTAGE DETAILS	M	M		
5245	Percentage type code qualifier	M an..3	M		1 = Allowance 2 = Charge
5482	Percentage	C n..10	R		
5249	Percentage basis identification code	C an..3	O		1 = Per unit 13 = Invoice value
1131	Code list identification code	C an..17	O		
3055	Code list responsible agency code	C an..3	D		
4405	Status description code	C an..3	N		

Segment Notes:

This segment is used to specify any percentage discounts or charges for the current ALC segment group.

Example:

PCD+1:1.45:13'

## 5. Segments Layout

Segment number: 34

<b>SG16</b>	- C	9999 - ALC-SG18-SG19-SG20-SG21-SG22			
<b>SG20</b>	- C	2 - MOA			
<b>MOA</b>	- M	1 - Monetary amount			
Function: To specify a monetary amount.					
		EDIFACT	GS1	*	Description
C516	MONETARY AMOUNT	M	M		
5025	Monetary amount type code qualifier	Man..3	M		8 = Allowance or charge amount 23 = Charge amount 236 = Amount subject to price adjustment 286 = Administration charge 529 = Calculation basis which includes all taxes except VAT
5004	Monetary amount	C n..35	R		
6345	Currency identification code	C an..3	N		
6343	Currency type code qualifier	C an..3	N		
4405	Status description code	C an..3	N		
Segment Notes: This segment is used to specify any monetary discounts or charges for the current ALC segment group.  Example: MOA+8:125.00'					

## 5. Segments Layout

Segment number: 35

<b>SG16</b>	- C	9999 - ALC-SG18-SG19-SG20-SG21-SG22
<b>SG21</b>	- C	1 - RTE
<b>RTE</b>	- M	1 - Rate details

Function:  
To specify rate information.

	EDIFACT	GS1	*	Description
C128	RATE DETAILS	M	M	
5419	Rate type code qualifier	Man..3	M	1 = Allowance rate 2 = Charge rate
5420	Unit price basis rate	Mn..15	M	Used to identify the monetary value.
5284	Unit price basis value	C n..9	O	The quantity required for the rate to be effective.
6411	Measurement unit code	C an..3	D	KGM = kilogram LTR = litre DE 6411 is only used if a variable quantity product or service is being indicated in the allowance or charge.
4405	Status description code	C an..3	N	

Segment Notes:  
This segment is used to specify rate discounts or charges for the current ALC segment group.  
  
Example:  
RTE+1:500:100'  
Allowance rate of 500 EUR per 100 units ( the value is expressed in the currency of the message).

## 5. Segments Layout

Segment number: 36

<b>SG16</b>	- C	9999 - ALC-SG18-SG19-SG20-SG21-SG22			
<b>SG22</b>	- C	5 - TAX-MOA			
<b>TAX</b>	- M	1 - Duty/tax/fee details			
Function:					
To specify relevant duty/tax/fee information.					
		<b>EDIFACT</b>	<b>GS1</b>	<b>*</b>	<b>Description</b>
5283	Duty or tax or fee function code qualifier	M an..3	<b>M</b>		5 = Customs duty 7 = Tax
C241	DUTY/TAX/FEE TYPE	C	<b>D</b>		
5153	Duty or tax or fee type name code	C an..3	<b>O</b>		GST = Goods and services tax VAT = Value added tax
1131	Code list identification code	C an..17	<b>O</b>		
3055	Code list responsible agency code	C an..3	<b>D</b>		
5152	Duty or tax or fee type name	C an..35	<b>O</b>		
C533	DUTY/TAX/FEE ACCOUNT DETAIL	C	<b>O</b>		
5289	Duty or tax or fee account code	M an..6	<b>M</b>		
1131	Code list identification code	C an..17	<b>O</b>		
3055	Code list responsible agency code	C an..3	<b>D</b>		
5286	Duty or tax or fee assessment basis value	C an..15	<b>O</b>		
C243	DUTY/TAX/FEE DETAIL	C	<b>A</b>		
5279	Duty or tax or fee rate code	C an..7	<b>O</b>		
1131	Code list identification code	C an..17	<b>O</b>		
3055	Code list responsible agency code	C an..3	<b>D</b>		
5278	Duty or tax or fee rate	C an..17	<b>R</b>		The actual rate of tax/duty.
5273	Duty or tax or fee rate basis code	C an..12	<b>O</b>		
1131	Code list identification code	C an..17	<b>O</b>		
3055	Code list responsible agency code	C an..3	<b>D</b>		
5305	Duty or tax or fee category code	C an..3	<b>D</b>		A = Mixed tax rate E = Exempt from tax S = Standard rate
3446	Party tax identifier	C an..20	<b>O</b>		
1227	Calculation sequence code	C an..3	<b>N</b>		
Segment Notes:					
This segment is used to signify whether the allowances and charges specified in SG16 are subject to tax.					
Example:					
TAX+7+VAT++++:::21+S'					

## **5. Segments Layout**

---

Segment number:    36

Dependency Notes:

DE C241 and 5305: Tax types and categories will vary from country to country. They should be defined by national guidelines.

## 5. Segments Layout

Segment number: 37

<b>SG16</b>	- C	9999 - ALC-SG18-SG19-SG20-SG21-SG22
<b>SG22</b>	- C	5 - TAX-MOA
<b>MOA</b>	- C	1 - Monetary amount

Function:  
To specify a monetary amount.

		EDIFACT	GS1	*	Description
C516	MONETARY AMOUNT	M	M		
5025	Monetary amount type code qualifier	M an..3	M		124 = Tax amount 125 = Taxable amount
5004	Monetary amount	C n..35	R		
6345	Currency identification code	C an..3	N		
6343	Currency type code qualifier	C an..3	N		
4405	Status description code	C an..3	N		

Segment Notes:  
  
This segment is used to indicate tax or duty amount for the tax rates specified in the previous TAX segment.  
  
Example:  
MOA+124:154.76'

## 5. Segments Layout

Segment number: 38

<b>SG24</b> - C 1 - AJT				
<b>AJT</b> - M 1 - Adjustment details				
Function: To identify the reason for an adjustment.				
	EDIFACT	GS1	*	Description
4465 Adjustment reason description code	M an..3	<b>M</b>		3 = <a href="#">Damaged goods</a> 5 = <a href="#">Price query</a> 9 = <a href="#">Invoice error</a> If adjustments are made due to national tax practices then code values to identify these national practices may be allocated for use with this data element by national GS1 Member Organisations.
1082 Line item identifier	C an..6	<b>N</b>		
Segment Notes: This segment is used to indicate the reason for an adjustment to the current document. Adjustments can be given only if the invoice type is a credit note or debit note (BGM, DE1001 = 83, 84, 381 or 383). Example: AJT+3'				



## 5. Segments Layout

Segment number: 39

<b>SG26</b> - C 9999999 - LIN-PIA-IMD-MEA-QTY-ALI-DTM-GIN-QVR-FTX-SG27-SG28-SG29-SG30-SG31-SG33-SG34-SG35-SG39-SG45-SG47				
<b>LIN</b> - M 1 - Line item				
Function: To identify a line item and configuration.				
	EDIFACT	GS1	*	Description
1082 Line item identifier	C an..6	R		Application generated number of the item lines within the invoice.
1229 Action request/notification description code	C an..3	N		
C212 ITEM NUMBER IDENTIFICATION	C	D		This composite is only used for the identification of GS1 codes. If another coding structure is required, e. g., HIBC, this composite will not be used and the code will be detailed in the PIA segment.
7140 Item identifier	C an..35	R		Format n..14. GTIN - this is the number of the article being invoiced.
7143 Item type identification code	C an..3	R	*	SRV = <b>GS1 Global Trade Item Number</b>
1131 Code list identification code	C an..17	N		
3055 Code list responsible agency code	C an..3	N		
C829 SUB-LINE INFORMATION	C	D		
5495 Sub-line indicator code	C an..3	R	*	1 = <b>Sub-line information</b>
1082 Line item identifier	C an..6	R		
1222 Configuration level number	C n..2	N		
7083 Configuration operation code	C an..3	N		
<p>Segment Notes:</p> <p>This segment is used to identify the item being invoiced.          If Global Trade Item Numbers are available it is mandatory to use GTIN within the LIN segment.          The detail section is formed by a repeating group of segments, always starting with a LIN segment.</p> <p>Example:          LIN+1++4000862141404:SRV'</p> <p>Dependency Notes:          C829 is only used when sub-lines are required.          FOR A COMPLETE DESCRIPTION ON THE USAGE OF SUB-LINES PLEASE REFER TO PART I, SECTION 4.10.</p>				

## 5. Segments Layout

Segment number: 40

<b>SG26</b> - C 9999999 - LIN-PIA-IMD-MEA-QTY-ALI-DTM-GIN-QVR-FTX-SG27-SG28-SG29-SG30-SG31-SG33-SG34-SG35-SG39-SG45-SG47 <b>PIA</b> - C 25 - Additional product id				
Function: To specify additional or substitutional item identification codes.				
	EDIFACT	GS1	*	Description
4347 Product identifier code qualifier	M an..3	<b>M</b>	*	1 = <b>Additional identification</b> 4 = <b>Substituted for</b> 5 = <b>Product identification</b> Product Id function coded has the following restricted coded functions: 1 - Additional Identification - To provide an additional identity for the product identified in the LIN segment. The additional identification can consist of : A supplemental identification which provides more information complementary to the main global trade number provided in the LIN segment, e.g. a batch number, promotional variant number, product group number, etc. An alternative identification which may be used instead of the main GTIN provided in the LIN segment, e.g. a buyers article number, an HIBC code, etc. 4 - Substituted For - To provide the number of a product which has been substituted for the product identified with the number provided in the LIN segment. In the Invoice this function code may be used to inform trading partners of the number of the product originally ordered which has been substituted for another product identified in the LIN segment. 5 - Product Identification - To provide the primary product identification code when no GTIN has been provided in the LIN segment.
C212 ITEM NUMBER IDENTIFICATION	M	<b>M</b>		
7140 Item identifier	C an..35	<b>R</b>		
7143 Item type identification code	C an..3	<b>R</b>		PV = <b>Promotional variant number</b> HS = <b>Harmonised system</b> IN = <b>Buyer's item number</b> SA = <b>Supplier's article number</b> SRV = <b>GS1 Global Trade Item Number</b> EWC = <b>European Waste Catalogue (GS1 Temporary Code)</b>
1131 Code list identification code	C an..17	<b>O</b>		
3055 Code list responsible agency code	C an..3	<b>D</b>		9 = <b>GS1</b> 91 = <b>Assigned by supplier or supplier's agent</b> 92 = <b>Assigned by buyer or buyer's agent</b>
C212 ITEM NUMBER IDENTIFICATION	C	<b>O</b>		
7140 Item identifier	C an..35	<b>R</b>		
7143 Item type identification code	C an..3	<b>R</b>		

5. Segments Layout

1131	Code list identification code	C an..17	<b>O</b>	
------	-------------------------------	----------	----------	--

## 5. Segments Layout

Segment number: 40

	EDIFACT	GS1	*	Description
3055 Code list responsible agency code	C an..3	<b>D</b>		
C212 ITEM NUMBER IDENTIFICATION	C	<b>O</b>		
7140 Item identifier	C an..35	<b>R</b>		
7143 Item type identification code	C an..3	<b>R</b>		
1131 Code list identification code	C an..17	<b>O</b>		
3055 Code list responsible agency code	C an..3	<b>D</b>		
C212 ITEM NUMBER IDENTIFICATION	C	<b>O</b>		
7140 Item identifier	C an..35	<b>R</b>		
7143 Item type identification code	C an..3	<b>R</b>		
1131 Code list identification code	C an..17	<b>O</b>		
3055 Code list responsible agency code	C an..3	<b>D</b>		
C212 ITEM NUMBER IDENTIFICATION	C	<b>O</b>		
7140 Item identifier	C an..35	<b>R</b>		
7143 Item type identification code	C an..3	<b>R</b>		
1131 Code list identification code	C an..17	<b>O</b>		
3055 Code list responsible agency code	C an..3	<b>D</b>		

### Segment Notes:

This segment is used to specify additional or substitutional item identification codes such as a buyer's or supplier's item number.

### Examples:

PIA+1+ABC5343:IN'

In this example the PIA segment is used to provide an additional identification to the GTIN provided in the LIN segment. The GTIN 4000862141404 provided in the LIN segment refers to the internal buyer's item number ABC5343.

PIA+4+5412345111184:SRV'

In this example the PIA segment is used to provide the number of the product which has been substituted by the invoiced product identified in the LIN segment by the GTIN 4000862141404.

PIA+5+2209953C001L:AC'

This example details the HIBC code 2209953C001L which is provided as the primary product code because no GTIN was provided in the LIN segment.

## 5. Segments Layout

Segment number: 41

<b>SG26</b> - C 9999999 - LIN-PIA-IMD-MEA-QTY-ALI-DTM-GIN-QVR-FTX-SG27-SG28-SG29-SG30-SG31-SG33-SG34-SG35-SG39-SG45-SG47				
<b>IMD</b> - C 99 - Item description				
Function: To describe an item in either an industry or free format.				
	EDIFACT	GS1	*	Description
7077 Description format code	C an..3	O	*	A = Free-form long description B = Code and text C = Code (from industry code list) E = Free-form short description F = Free-form S = Structured (from industry code list)
C272 ITEM CHARACTERISTIC	C	O		
7081 Item characteristic code	C an..3	R		
1131 Code list identification code	C an..17	O		
3055 Code list responsible agency code	C an..3	D	*	9 = <b>GS1</b> Must be used if DE7081 contains an GS1 code.
C273 ITEM DESCRIPTION	C	A		
7009 Item description code	C an..17	O		CU = Consumer unit (GS1 Permanent Code) DU = Despatch unit (GS1 Permanent Code) RC = Returnable container (GS1 Permanent Code) SER = Service (GS1 Permanent Code) TU = Traded unit (GS1 Permanent Code) VQ = Variable quantity product (GS1 Permanent Code)
1131 Code list identification code	C an..17	O		
3055 Code list responsible agency code	C an..3	D		9 = <b>GS1</b> 91 = Assigned by supplier or supplier's agent 92 = Assigned by buyer or buyer's agent
7008 Item description	C an..256	O		
7008 Item description	C an..256	O		
3453 Language name code	C an..3	O		
7383 Surface or layer code	C an..3	N		
<p>Segment Notes:</p> <p>This segment is used to provide a description for the current line item.</p> <p>It is recommended that this segment only be used for coded descriptions. Data element 7008 in clear text should only be used when no product code is available or when free-form descriptions are required by trading partners to communicate basic product descriptions.</p> <p>GS1 recommends that free text product description be provided in the EANCOM price/sales catalogue (PRICAT) and there after referred to using a GTIN.</p> <p>If you wish to indicate that promotional details are marked on the package, then this should be indicated in DE 7233 in the PAC segment.</p> <p>Example:  IMD+C++TU::9'  IMD+F+++::CORN CRUNCHIES:CASE'</p>				

## 5. Segments Layout

Segment number: 42

<b>SG26</b> - C 9999999 - LIN-PIA-IMD-MEA-QTY-ALI-DTM-GIN-QVR-FTX-SG27-SG28-SG29-SG30-SG31-SG33-SG34-SG35-SG39-SG45-SG47				
<b>MEA</b> - C 5 - Measurements				
Function: To specify physical measurements, including dimension tolerances, weights and counts.				
	EDIFACT	GS1	*	Description
6311 Measurement purpose code qualifier	M an..3	<b>M</b>		PD = <a href="#">Physical dimensions (product ordered)</a> SO = <a href="#">Storage limitation</a> TL = <a href="#">Transportation equipment limitations</a>
C502 MEASUREMENT DETAILS	C	<b>A</b>		
6313 Measured attribute code	C an..3	<b>A</b>		AAA = <a href="#">Unit net weight</a> ACG = <a href="#">Chargeable weight</a> HT = <a href="#">Height dimension</a> LN = <a href="#">Length dimension</a> WD = <a href="#">Width dimension</a>
6321 Measurement significance code	C an..3	<b>O</b>		3 = <a href="#">Approximately</a> 4 = <a href="#">Equal to</a>
6155 Non-discrete measurement name code	C an..17	<b>N</b>		
6154 Non-discrete measurement name	C an..70	<b>N</b>		
C174 VALUE/RANGE	C	<b>R</b>		
6411 Measurement unit code	Man..3	<b>M</b>		CEL = <a href="#">degree celsius</a> KGM = <a href="#">kilogram</a> MMT = <a href="#">millimetre</a> MTK = <a href="#">square metre</a> AD = <a href="#">byte</a> 4L = <a href="#">megabyte</a> MPA = <a href="#">megapascal</a>
6314 Measurement value	C an..18	<b>O</b>		
6162 Range minimum value	C n..18	<b>O</b>		
6152 Range maximum value	C n..18	<b>O</b>		
6432 Significant digits quantity	C n..2	<b>O</b>		
7383 Surface or layer code	C an..3	<b>N</b>		
Segment Notes:  This segment is used to specify the physical dimensions, storage limitations, or transport equipment limitations of a product.  Example: Product with dimensions 500mm x 200mm x 100mm. MEA+PD+HT+MMT:500' MEA+PD+LN+MMT:200' MEA+PD+WD+MMT:100'				

## 5. Segments Layout

Segment number: 43

<b>SG26</b> - C 9999999 - LIN-PIA-IMD-MEA-QTY-ALI-DTM-GIN-QVR-FTX-SG27-SG28-SG29-SG30-SG31-SG33-SG34-SG35-SG39-SG45-SG47 <b>QTY</b> - C 5 - Quantity				
Function: To specify a pertinent quantity.				
	EDIFACT	GS1	*	Description
C186 QUANTITY DETAILS	M	M		
6063 Quantity type code qualifier	Man..3	M	*	1 = Discrete quantity 12 = Despatch quantity 21 = Ordered quantity 46 = Delivered quantity 47 = Invoiced quantity 59 = Number of consumer units in the traded unit 61 = Return quantity 192 = Free goods quantity 194 = Received and accepted 39E = Minimum invoicing quantity (GS1 Temporary Code) 45E = Number of units in higher packaging or configuration level (GS1 Temporary Code) The code value '45E' is used at sub-line level to indicate the quantity of sub-line items included in the main line being invoiced.
6060 Quantity	Man..35	M		
6411 Measurement unit code	C an..3	D		C0 = call DAY = day KGM = kilogram LNE = Printed line count (GS1 Temporary Code) MTK = square metre ZP = page QAN = quarter (of a year) D68 = Number of Words
Segment Notes: This segment is used to specify quantities related to the current line item. Example: QTY+47:40' Dependency Notes: DE 6411: This DE is only used if the product being invoiced is of variable quantity.				

## 5. Segments Layout

Segment number: 44

<b>SG26</b> - C 9999999 - LIN-PIA-IMD-MEA-QTY-ALI-DTM-GIN-QVR-FTX-SG27-SG28-SG29-SG30-SG31-SG33-SG34-SG35-SG39-SG45-SG47				
<b>ALI</b> - C 5 - Additional information				
Function: To indicate that special conditions due to the origin, customs preference, fiscal or commercial factors are applicable.				
	EDIFACT	GS1	*	Description
3239 Country of origin name code	C an..3	O		Use ISO 3166 two alpha country code.
9213 Duty regime type code	C an..3	O		
4183 Special condition code	C an..3	O		6 = <a href="#">Subject to bonus</a> 15 = <a href="#">Not subject to discount</a>
4183 Special condition code	C an..3	O		
4183 Special condition code	C an..3	O		
4183 Special condition code	C an..3	O		
4183 Special condition code	C an..3	O		
Segment Notes: This segment is used to indicate special conditions or the country of origin of the current line item.  Example: ALI+EU'				



## 5. Segments Layout

Segment number: 45

<b>SG26</b> - C 9999999 - LIN-PIA-IMD-MEA-QTY-ALI-DTM-GIN-QVR-FTX-SG27-SG28-SG29-SG30-SG31-SG33-SG34-SG35-SG39-SG45-SG47				
<b>DTM</b> - C 35 - Date/time/period				
Function: To specify date, and/or time, or period.				
	EDIFACT	GS1	*	Description
C507 DATE/TIME/PERIOD	M	M		
2005 Date or time or period function code qualifier	Man..3	M	*	1 = Service completion date/time, actual 11 = Despatch date and/or time 35 = Delivery date/time, actual 36 = Expiry date 50 = Goods receipt date/time 100 = Product ageing period before delivery 263 = Invoicing period 267 = Rate/price date/time
2380 Date or time or period value	C an..35	R		
2379 Date or time or period format code	C an..3	R		102 = CCYYMMDD 718 = CCYYMMDD-CCYYMMDD
Segment Notes: This segment is used to specify the date of despatch, delivery, or receipt of the current line item.  Example: DTM+35:20020801:102'				

## 5. Segments Layout

Segment number: 46

<b>SG26</b> - C 9999999 - LIN-PIA-IMD-MEA-QTY-ALI-DTM-GIN-QVR-FTX-SG27-SG28-SG29-SG30-SG31-SG33-SG34-SG35-SG39-SG45-SG47					
<b>GIN</b> - C 1000 - Goods identity number					
Function:					
To give specific identification numbers, either as single numbers or ranges.					
		EDIFACT	GS1	*	Description
7405	Object identification code qualifier	M an..3	M	*	BN = <b>Serial number</b>
C208	IDENTITY NUMBER RANGE	M	M		
7402	Object identifier	M an..35	M		
7402	Object identifier	C an..35	O		
C208	IDENTITY NUMBER RANGE	C	O		
7402	Object identifier	M an..35	M		
7402	Object identifier	C an..35	O		
C208	IDENTITY NUMBER RANGE	C	O		
7402	Object identifier	M an..35	M		
7402	Object identifier	C an..35	O		
C208	IDENTITY NUMBER RANGE	C	O		
7402	Object identifier	M an..35	M		
7402	Object identifier	C an..35	O		
C208	IDENTITY NUMBER RANGE	C	O		
7402	Object identifier	M an..35	M		
7402	Object identifier	C an..35	O		

### Segment Notes:

This segment is used to indicate a serial number or a range of numbers.

### Example:

GIN+BN+AS-1299:AS-1350'

## 5. Segments Layout

Segment number: 47

<b>SG26</b> - C 9999999 - LIN-PIA-IMD-MEA-QTY-ALI-DTM-GIN-QVR-FTX-SG27-SG28-SG29-SG30-SG31-SG33-SG34-SG35-SG39-SG45-SG47				
<b>QVR</b> - C 1 - Quantity variances				
Function: To specify item details relating to quantity variances.				
	EDIFACT	GS1	*	Description
C279 QUANTITY DIFFERENCE INFORMATION	C	R		
6064 Quantity variance value	M n..15	M		Specify the actual variance amount here.
6063 Quantity type code qualifier	C an..3	R	*	<p>12 = Despatch quantity  21 = Ordered quantity  61 = Return quantity  119 = Short shipped  121 = Over shipped  124 = Damaged goods</p> <p>The codes 12 and 21 should only be used to report differences between the invoiced quantity and what was actually despatched or ordered. The codes 61 and 124 should only be used to (negatively) indicate the quantity of items which was delivered but found to be damaged, and/or returned.</p>
4221 Discrepancy nature identification code	C an..3	O		<p>BP = Shipment partial - back order to follow  CP = Shipment partial - considered complete, no backorder  OW = Item out of stock at wholesaler  TW = Item temporarily discontinued by wholesaler</p>
C960 REASON FOR CHANGE	C	O		
4295 Change reason description code	C an..3	O		AJT = Adjustment (GS1 Temporary Code)
1131 Code list identification code	C an..17	O		
3055 Code list responsible agency code	C an..3	D		9 = GS1
4294 Change reason description	C an..35	O		
<p>Segment Notes:</p> <p>This segment is used to specify any variances between what was ordered, what was shipped/despatched and what is being invoiced.</p> <p>For negative values (e.g. damaged goods not accepted) the variance must be expressed as negative.</p> <p>Example:  QVR+-20:21'</p> <p>This example shows a variance of 20 between what is being invoiced (QTY at LIN level) and what was originally ordered.</p>				

## 5. Segments Layout

Segment number: 48

<b>SG26</b> - C 9999999 - LIN-PIA-IMD-MEA-QTY-ALI-DTM-GIN-QVR-FTX-SG27-SG28-SG29-SG30-SG31-SG33-SG34-SG35-SG39-SG45-SG47				
<b>FTX</b> - C 99 - Free text				
Function: To provide free form or coded text information.				
	EDIFACT	GS1	*	Description
4451 Text subject code qualifier	M an..3	M		BAQ = VAT exemption reason CHG = Change information ZZZ = Mutually defined
4453 Free text function code	C an..3	O	*	1 = Text for subsequent use
C107 TEXT REFERENCE	C	D		This composite is only used when trading partners have agreed to use mutually defined code values.
4441 Free text value code	Man..17	M		002 = ..... Standard text code.....
1131 Code list identification code	C an..17	O		
3055 Code list responsible agency code	C an..3	D		91 = Assigned by supplier or supplier's agent 92 = Assigned by buyer or buyer's agent
C108 TEXT LITERAL	C	D		This composite is only used if coded text can not be used.
4440 Free text value	Man..512	M		
4440 Free text value	C an..512	O		
4440 Free text value	C an..512	O		
4440 Free text value	C an..512	O		
4440 Free text value	C an..512	O		
3453 Language name code	C an..3	D		ISO 639 two alpha code This data element is only used when non coded free text has been provided in data element C108
4447 Free text format code	C an..3	N		
<p>Segment Notes:</p> <p>This segment is used to provide free form or coded text information which applies to the current line item. The use of the FTX segment in free form is not recommended since in most cases it inhibits automatic processing of the Invoice. Coded references to standard texts is an available functionality which enables automatic processing and reduces transmission and processing overheads. Standard texts should be mutually defined among trading partners and can be used to cover legal or other requirements.</p> <p>Example:  FTX+ZZZ+1+002::91'  e.g. Standard Text Code 002 = 'Missing items will be shipped next week.'</p>				

## 5. Segments Layout

Segment number: 49

<b>SG26</b> - C 9999999 - LIN-PIA-IMD-MEA-QTY-ALI-DTM-GIN-QVR-FTX-SG27-SG28-SG29-SG30-SG31-SG33-SG34-SG35-SG39-SG45-SG47				
<b>SG27</b> - C 99 - MOA				
<b>MOA</b> - M 1 - Monetary amount				
Function: To specify a monetary amount.				
	EDIFACT	GS1	*	Description
C516 MONETARY AMOUNT	M	M		
5025 Monetary amount type code qualifier	Man..3	M		203 = Line item amount 227 = Deposit 388 = Total amount including Value Added Tax (VAT) 496 = Total returnable packages deposit amount 505 = Rental amount X41 = Total returnable items rental fee amount (GS1 Temporary Code) X42 = Rental fee (GS1 Temporary Code)
5004 Monetary amount	C n..35	R		
6345 Currency identification code	C an..3	O		ISO 4217 three alpha
6343 Currency type code qualifier	C an..3	O	*	4 = Invoicing currency 10 = Pricing currency 11 = Payment currency
4405 Status description code	C an..3	N		
<b>Segment Notes:</b>  This segment is used to specify monetary amounts related to the current line item. Item Amount = Quantity * Unit Net Price  Item Amount = (Quantity * Unit Gross Price) + Charges - Allowances  <b>Example:</b> MOA+203:580' This example shows the line item amount as 580. This figure is derived from multiplying the invoiced quantity, 40, by the price 14.50.				

## 5. Segments Layout

Segment number: 50

<b>SG26</b>	- C	9999999	- LIN-PIA-IMD-MEA-QTY-ALI-DTM-GIN-QVR-FTX-SG27-SG28-SG29-SG30-SG31-SG33-SG34-SG35-SG39-SG45-SG47		
<b>SG28</b>	- C	10	- PAT-DTM-PCD-MOA		
<b>PAT</b>	- M	1	- Payment terms basis		
Function: To specify the payment terms basis.					
Notes: 1. This segment will be removed effective with directory D.02B.					
		EDIFACT	GS1	*	Description
4279	Payment terms type code qualifier	M an..3	M		1 = Basic 3 = Fixed date 7 = Extended 20 = Penalty terms 22 = Discount ZZZ = Mutually defined
C110	PAYMENT TERMS	C	N		
4277	Payment terms description identifier	M an..17			
1131	Code list identification code	C an..17			
3055	Code list responsible agency code	C an..3			
4276	Payment terms description	C an..35			
4276	Payment terms description	C an..35			
C112	TERMS/TIME INFORMATION	C	O		
2475	Time reference code	M an..3	M		5 = Date of invoice 52 = Due date of negotiable instrument
2009	Terms time relation code	C an..3	O		3 = After reference
2151	Period type code	C an..3	O		D = Day M = Month WD = Working days Y = Year
2152	Period count quantity	C n..3	O		
Segment Notes: This segment is used to identify specific payment terms for the current line item.  Example: The following example indicates extended payment terms with payment due 90 days after the reference date which is the invoice date. PAT+7++5:3:D:90'					

## 5. Segments Layout

Segment number: 51

<b>SG26</b>	- C	9999999	- LIN-PIA-IMD-MEA-QTY-ALI-DTM-GIN-QVR-FTX-SG27-SG28-SG29-SG30-SG31-SG33-SG34-SG35-SG39-SG45-SG47
<b>SG28</b>	- C	10	- PAT-DTM-PCD-MOA
<b>DTM</b>	- C	5	- Date/time/period

Function:  
To specify date, and/or time, or period.

		EDIFACT	GS1	*	Description
C507	DATE/TIME/PERIOD	M	M		
2005	Date or time or period function code qualifier	M an..3	M		12 = Terms discount due date/time 13 = Terms net due date 140 = Payment due date 209 = Value date
2380	Date or time or period value	C an..35	R		
2379	Date or time or period format code	C an..3	R		102 = CCYYMMDD 718 = CCYYMMDD-CCYYMMDD

Segment Notes:  
  
This segment is used to specify any dates associated with the payment terms provided in the previous PAT segment.

Example:  
DTM+13:20020830:102'

## 5. Segments Layout

Segment number: 52

<b>SG26</b>	- C	9999999	- LIN-PIA-IMD-MEA-QTY-ALI-DTM-GIN-QVR-FTX-SG27-SG28-SG29-SG30-SG31-SG33-SG34-SG35-SG39-SG45-SG47
<b>SG28</b>	- C	10	- PAT-DTM-PCD-MOA
<b>PCD</b>	- C	99	- Percentage details

Function:  
To specify percentage information.

		EDIFACT	GS1	*	Description
C501	PERCENTAGE DETAILS	M	M		
5245	Percentage type code qualifier	M an..3	M		12 = <a href="#">Discount</a> 15 = <a href="#">Penalty percentage</a>
5482	Percentage	C n..10	R		
5249	Percentage basis identification code	C an..3	N		
1131	Code list identification code	C an..17	N		
3055	Code list responsible agency code	C an..3	N		
4405	Status description code	C an..3	N		

Segment Notes:  
  
This segment specifies the penalty or discount percentage applicable for the terms of payment defined in the PAT segment.  
  
Example:  
PCD+12:2.5'



## 5. Segments Layout

Segment number: 53

<b>SG26</b> - C 9999999 - LIN-PIA-IMD-MEA-QTY-ALI-DTM-GIN-QVR-FTX-SG27-SG28-SG29-SG30-SG31-SG33-SG34-SG35-SG39-SG45-SG47				
<b>SG28</b> - C 10 - PAT-DTM-PCD-MOA				
<b>MOA</b> - C 1 - Monetary amount				
Function: To specify a monetary amount.				
	EDIFACT	GS1	*	Description
C516 MONETARY AMOUNT	M	M		
5025 Monetary amount type code qualifier	Man..3	M		52 = Discount amount 201 = Penalty amount
5004 Monetary amount	C n..35	R		
6345 Currency identification code	C an..3	N		
6343 Currency type code qualifier	C an..3	N		
4405 Status description code	C an..3	N		
Segment Notes:  This segment specifies the penalty or discount monetary amount applicable for the terms of payment defined in the PAT segment.  Example: MOA+201:100'				

## 5. Segments Layout

Segment number: 54

<b>SG26</b> - C 9999999 - LIN-PIA-IMD-MEA-QTY-ALI-DTM-GIN-QVR-FTX-SG27-SG28-SG29-SG30-SG31-SG33-SG34-SG35-SG39-SG45-SG47 <b>SG29</b> - C 25 - PRI-APR <b>PRI</b> - M 1 - Price details				
Function: To specify price information.				
	EDIFACT	GS1	*	Description
C509 PRICE INFORMATION	C	R		
5125 Price code qualifier	Man..3	M		AAA = Calculation net AAB = Calculation gross AAE = Information price, excluding allowances or charges, including taxes AAF = Information price, excluding allowances or charges and taxes AAA - The price stated is the net price including all allowances and charges and excluding taxes. Allowances and charges may be stated for information purposes only. AAB - The price stated is the gross price excluding all allowances, charges and taxes. Allowances and charges must be stated for net calculation purposes. AAH = Subject to escalation and price adjustment AAQ = Firm price ABL = Base price ABM = Base price difference Use the codes AAH, AAQ, ABL, ABM when dealing with CSA (customer specific articles).
5118 Price amount	C n..15	R		
5375 Price type code	C an..3	O		CA = Catalogue CT = Contract
5387 Price specification code	C an..3	O		DPR = Discount price PPR = Provisional price PRP = Promotional price RTP = Retail price SRP = Suggested retail price
5284 Unit price basis value	C n..9	D		
6411 Measurement unit code	C an..3	D		KGM = kilogram
5213 Sub-line item price change operation code	C an..3	N		
<b>Segment Notes:</b> This segment is used to specify price information for the current line item. Example: For all the following examples the invoicing currency has already been identified as Pounds Sterling. PRI+AAA:14.50:CA' Net price of 14.50 (excluding tax) to be used for calculation purposes. This price includes all allowances and charges. The price is a catalogue price. PRI+AAB:25:CT' Gross calculation price of 25 (excluding tax) which does not include any allowances or charges. The price is a contract price.				

## 5. Segments Layout

---

Segment number:    54

PRI+AAE:2.56:CA:SRP'

Price of 2.56 is a suggested retail price from the catalogue which does not include any allowances or charges but includes taxes.

PRI+AAF:4.20:CA:RTP'

Price of 4.20 is a retail price from the catalogue which does not include allowances, charges or taxes.

Dependency Notes:

Data elements 5284 and 6411 are used when a product is a variable quantity product, e.g. price per 200 kilos, or when the unit of measure for purchasing, delivery, and invoicing are different for a product, e.g. sugar is not a variable quantity product but ordered and delivered in packs, and invoiced in kilos or tonnes.

## 5. Segments Layout

Segment number: 55

<b>SG26</b>	- C	9999999	- LIN-PIA-IMD-MEA-QTY-ALI-DTM-GIN-QVR-FTX-SG27-SG28-SG29-SG30-SG31-SG33-SG34-SG35-SG39-SG45-SG47		
<b>SG29</b>	- C	25	- PRI-APR		
<b>APR</b>	- C	1	- Additional price information		
Function:					
To provide information concerning pricing related to class of trade, price multiplier, and reason for change.					
		EDIFACT	GS1	*	Description
4043	Trade class code	C an..3	O		MF = <a href="#">Manufacturer</a>
C138	PRICE MULTIPLIER INFORMATION	C	R		
5394	Price multiplier rate	M n..12	M		
5393	Price multiplier type code qualifier	C an..3	R		A = <a href="#">Price adjustment coefficient</a>
C960	REASON FOR CHANGE	C	A		
4295	Change reason description code	C an..3	R	*	X29 = <a href="#">Government price charge (GS1 Temporary Code)</a>
1131	Code list identification code	C an..17	N		
3055	Code list responsible agency code	C an..3	O		
4294	Change reason description	C an..35	O		
Segment Notes:					
This segment is used to provide a reason for a change in the price specified in the PRI segment.					
Example:					
APR+MF+0.95:A+X29'					

## 5. Segments Layout

Segment number: 56

<b>SG26</b> - C 9999999 - LIN-PIA-IMD-MEA-QTY-ALI-DTM-GIN-QVR-FTX-SG27-SG28-SG29-SG30-SG31-SG33-SG34-SG35-SG39-SG45-SG47				
<b>SG30</b> - C 10 - RFF-DTM				
<b>RFF</b> - M 1 - Reference				
Function: To specify a reference.				
	EDIFACT	GS1	*	Description
C506 REFERENCE	M	M		
1153 Reference code qualifier	Man..3	M		AAK = Despatch advice number ALO = Receiving advice number CR = Customer reference number CT = Contract number DQ = Delivery note number IP = Import licence number ON = Order number (buyer) PL = Price list number RF = Export reference number SZ = Specification number VN = Order number (supplier)
1154 Reference identifier	C an..70	R		
1156 Document line identifier	C an..6	O		
4000 Reference version identifier	C an..35	N		
1060 Revision identifier	C an..6	N		
Segment Notes:  This segment is used to provide references specific to the line item, and overrides any global references provided in the heading section of the invoice when the same qualifier is used.  Example: RFF+AAK:8306'				

## 5. Segments Layout

Segment number: 57

<b>SG26</b> - C 9999999 - LIN-PIA-IMD-MEA-QTY-ALI-DTM-GIN-QVR-FTX-SG27-SG28-SG29-SG30-SG31-SG33-SG34-SG35-SG39-SG45-SG47					
<b>SG30</b> - C 10 - RFF-DTM					
<b>DTM</b> - C 5 - Date/time/period					
Function: To specify date, and/or time, or period.					
		EDIFACT	GS1	*	Description
C507	DATE/TIME/PERIOD	M	M		
2005	Date or time or period function code qualifier	M an..3	M	*	171 = <b>Reference date/time</b>
2380	Date or time or period value	C an..35	R		
2379	Date or time or period format code	C an..3	R		102 = <b>CCYYMMDD</b>
Segment Notes: This segment is used to specify dates and times pertinent to the previous RFF segment. Example: DTM+171:20020802:102'					

## 5. Segments Layout

Segment number: 58

<b>SG26</b>	- C	9999999	- LIN-PIA-IMD-MEA-QTY-ALI-DTM-GIN-QVR-FTX-SG27-SG28-SG29-SG30-SG31-SG33-SG34-SG35-SG39-SG45-SG47		
<b>SG31</b>	- C	10	- PAC-MEA-SG32		
<b>PAC</b>	- M	1	- Package		
Function:					
To describe the number and type of packages/physical units.					
		EDIFACT	GS1	*	Description
7224	Package quantity	C n..8	O		This data element can be used to specify the number of despatch units used to ship the ordered number of consumer units, in those cases where despatch unit coding has not yet been implemented.
C531	PACKAGING DETAILS	C	O		
7075	Packaging level code	C an..3	O		
7233	Packaging related description code	C an..3	O		
7073	Packaging terms and conditions code	C an..3	O		1 = Packaging cost paid by supplier 2 = Packaging cost paid by recipient 3 = Packaging cost not charged (returnable)
C202	PACKAGE TYPE	C	O		
7065	Package type description code	C an..17	A		AE = CR = CX =
1131	Code list identification code	C an..17	O		
3055	Code list responsible agency code	C an..3	D		
7064	Type of packages	C an..35	O		
C402	PACKAGE TYPE IDENTIFICATION	C	N		
7077	Description format code	M an..3			
7064	Type of packages	M an..35			
7143	Item type identification code	C an..3			
7064	Type of packages	C an..35			
7143	Item type identification code	C an..3			
C532	RETURNABLE PACKAGE DETAILS	C	D		Composite C532 is only used where the packaging being described is returnable. This composite identifies who is responsible for payment of its return.
8395	Returnable package freight payment responsibility code	C an..3	O		1 = Paid by customer 3 = Paid by supplier
8393	Returnable package load contents code	C an..3	N		
Segment Notes:					
This segment is used to specify the number and type of packages for the current line item.					
Example:					
PAC+++CR++3'					

## 5. Segments Layout

Segment number: 59

<b>SG26</b>	- C	9999999	- LIN-PIA-IMD-MEA-QTY-ALI-DTM-GIN-QVR-FTX-SG27-SG28-SG29-SG30-SG31-SG33-SG34-SG35-SG39-SG45-SG47		
<b>SG31</b>	- C	10	- PAC-MEA-SG32		
<b>MEA</b>	- C	10	- Measurements		
Function:					
To specify physical measurements, including dimension tolerances, weights and counts.					
		EDIFACT	GS1	*	Description
6311	Measurement purpose code qualifier	M an..3	<b>M</b>		PD = <a href="#">Physical dimensions (product ordered)</a> SO = <a href="#">Storage limitation</a> TL = <a href="#">Transportation equipment limitations</a>
C502	MEASUREMENT DETAILS	C	<b>A</b>		
6313	Measured attribute code	C an..3	<b>A</b>		AAA = <a href="#">Unit net weight</a> HT = <a href="#">Height dimension</a> LN = <a href="#">Length dimension</a> WD = <a href="#">Width dimension</a>
6321	Measurement significance code	C an..3	<b>O</b>		3 = <a href="#">Approximately</a> 4 = <a href="#">Equal to</a>
6155	Non-discrete measurement name code	C an..17	<b>N</b>		
6154	Non-discrete measurement name	C an..70	<b>N</b>		
C174	VALUE/RANGE	C	<b>R</b>		
6411	Measurement unit code	M an..3	<b>M</b>		CEL = <a href="#">degree celsius</a> KGM = <a href="#">kilogram</a>
6314	Measurement value	C an..18	<b>O</b>		
6162	Range minimum value	C n..18	<b>O</b>		
6152	Range maximum value	C n..18	<b>O</b>		
6432	Significant digits quantity	C n..2	<b>O</b>		
7383	Surface or layer code	C an..3	<b>N</b>		
Segment Notes:					
This segment is used to specify any measurements related to the packaging defined in the previous PAC segment.					
Example:					
MEA+PD+AAA:4+KGM:400'					
The net weight of the package is 400 kilograms.					



## 5. Segments Layout

Segment number: 60

<b>SG26</b>	- C	9999999	- LIN-PIA-IMD-MEA-QTY-ALI-DTM-GIN-QVR-FTX-SG27-SG28-SG29-SG30-SG31-SG33-SG34-SG35-SG39-SG45-SG47		
<b>SG31</b>	- C	10	- PAC-MEA-SG32		
<b>SG32</b>	- C	10	- PCI-GIN		
<b>PCI</b>	- M	1	- Package identification		
Function:					
To specify markings and labels on individual packages or physical units.					
		EDIFACT	GS1	*	Description
4233	Marking instructions code	C an..3	<b>R</b>		33E = <a href="#">Marked with serial shipping container code (GS1 Temporary Code)</a>
C210	MARKS & LABELS	C	<b>O</b>		
7102	Shipping marks description	M an..35	<b>M</b>		
7102	Shipping marks description	C an..35	<b>O</b>		
7102	Shipping marks description	C an..35	<b>O</b>		
7102	Shipping marks description	C an..35	<b>O</b>		
7102	Shipping marks description	C an..35	<b>O</b>		
7102	Shipping marks description	C an..35	<b>O</b>		
7102	Shipping marks description	C an..35	<b>O</b>		
7102	Shipping marks description	C an..35	<b>O</b>		
7102	Shipping marks description	C an..35	<b>O</b>		
7102	Shipping marks description	C an..35	<b>O</b>		
7102	Shipping marks description	C an..35	<b>O</b>		
8275	Container or package contents indicator code	C an..3	<b>N</b>		
C827	TYPE OF MARKING	C	<b>N</b>		
7511	Marking type code	M an..3			
1131	Code list identification code	C an..17			
3055	Code list responsible agency code	C an..3			

Segment Notes:

This segment is used to identify markings on the packaging of the product being invoiced.

Example:

PCI+33E'

## 5. Segments Layout

Segment number: 61

<b>SG26</b>	- C	9999999	- LIN-PIA-IMD-MEA-QTY-ALI-DTM-GIN-QVR-FTX-SG27-SG28-SG29-SG30-SG31-SG33-SG34-SG35-SG39-SG45-SG47
<b>SG31</b>	- C	10	- PAC-MEA-SG32
<b>SG32</b>	- C	10	- PCI-GIN
<b>GIN</b>	- C	10	- Goods identity number

Function:

To give specific identification numbers, either as single numbers or ranges.

		EDIFACT	GS1	*	Description
7405	Object identification code qualifier	M an..3	<b>M</b>	*	BJ = <b>Serial shipping container code</b>
C208	IDENTITY NUMBER RANGE	M	<b>M</b>		
7402	Object identifier	M an..35	<b>M</b>		
7402	Object identifier	C an..35	<b>O</b>		
C208	IDENTITY NUMBER RANGE	C	<b>O</b>		
7402	Object identifier	M an..35	<b>M</b>		
7402	Object identifier	C an..35	<b>O</b>		
C208	IDENTITY NUMBER RANGE	C	<b>O</b>		
7402	Object identifier	M an..35	<b>M</b>		
7402	Object identifier	C an..35	<b>O</b>		
C208	IDENTITY NUMBER RANGE	C	<b>O</b>		
7402	Object identifier	M an..35	<b>M</b>		
7402	Object identifier	C an..35	<b>O</b>		
C208	IDENTITY NUMBER RANGE	C	<b>O</b>		
7402	Object identifier	M an..35	<b>M</b>		
7402	Object identifier	C an..35	<b>O</b>		

Segment Notes:

This segment is used to provide the serial shipping container code (SSCC) marked on the packaging of the products being invoiced.

Example:

GIN+BJ+354123450000000014'

## 5. Segments Layout

Segment number: 62

<b>SG26</b>	- C	9999999	- LIN-PIA-IMD-MEA-QTY-ALI-DTM-GIN-QVR-FTX-SG27-SG28-SG29-SG30-SG31-SG33-SG34-SG35-SG39-SG45-SG47
<b>SG33</b>	- C	9999	- LOC-QTY-DTM
<b>LOC</b>	- M	1	- Place/location identification

Function:

To identify a place or a location and/or related locations.

		EDIFACT	GS1	*	Description
3227	Location function code qualifier	M an..3	<b>M</b>		7 = <a href="#">Place of delivery</a>
C517	LOCATION IDENTIFICATION	C	<b>A</b>		
3225	Location name code	C an..25	<b>A</b>		GLN - Format n13
1131	Code list identification code	C an..17	<b>O</b>		
3055	Code list responsible agency code	C an..3	<b>D</b>		9 = <a href="#">GS1</a> DE 3055 must be used if DE 3225 is used and does not contain an UN/LOCODE.
3224	Location name	C an..256	<b>O</b>		
C519	RELATED LOCATION ONE IDENTIFICATION	C	<b>O</b>		
3223	First related location name code	C an..25	<b>O</b>		Global Location Number GLN - Format n13
1131	Code list identification code	C an..17	<b>O</b>		
3055	Code list responsible agency code	C an..3	<b>D</b>		DE 3055 must be used if DE 3223 is used and does not contain an UN/LOCODE. 9 = <a href="#">GS1</a>
3222	First related location name	C an..70	<b>O</b>		
C553	RELATED LOCATION TWO IDENTIFICATION	C	<b>N</b>		
3233	Second related location name code	C an..25			
1131	Code list identification code	C an..17			
3055	Code list responsible agency code	C an..3			
3232	Second related location name	C an..70			
5479	Relation code	C an..3	<b>N</b>		

Segment Notes:

This segment is used to identify multiple delivery locations for the current line item.

Example:

LOC+7+4012345500004::9'

## 5. Segments Layout

Segment number: 63

<b>SG26</b> - C 9999999 - LIN-PIA-IMD-MEA-QTY-ALI-DTM-GIN-QVR-FTX-SG27-SG28-SG29-SG30-SG31-SG33-SG34-SG35-SG39-SG45-SG47				
<b>SG33</b> - C 9999 - LOC-QTY-DTM				
<b>QTY</b> - C 100 - Quantity				
Function: To specify a pertinent quantity.				
	EDIFACT	GS1	*	Description
C186 QUANTITY DETAILS	M	M		
6063 Quantity type code qualifier	Man..3	M		47 = Invoiced quantity 131 = Delivery quantity 192 = Free goods quantity
6060 Quantity	Man..35	M		
6411 Measurement unit code	C an..3	D		KGM = kilogram This DE is only used if the product being invoiced is of variable quantity.
Segment Notes:  This segment is used to specify the quantities related to the location identified in the preceding LOC segment. The total of all QTY segments in SG33 should equal the value in the QTY at line level.  Example: QTY+131:12'				

## 5. Segments Layout

Segment number: 64

<b>SG26</b>	- C	9999999	- LIN-PIA-IMD-MEA-QTY-ALI-DTM-GIN-QVR-FTX-SG27-SG28-SG29-SG30-SG31-SG33-SG34-SG35-SG39-SG45-SG47		
<b>SG33</b>	- C	9999	- LOC-QTY-DTM		
<b>DTM</b>	- C	5	- Date/time/period		
Function:					
To specify date, and/or time, or period.					
		EDIFACT	GS1	*	Description
C507	DATE/TIME/PERIOD		M	M	
2005	Date or time or period function code qualifier		M an..3	M	* 35 = Delivery date/time, actual
2380	Date or time or period value		C an..35	R	
2379	Date or time or period format code		C an..3	R	102 = CCYYMMDD 203 = CCYYMMDDHHMM 718 = CCYYMMDD-CCYYMMDD
Segment Notes:					
This segment is used to specify the date/time on which the delivery took (will take) place to the location identified in preceeding LOC segment.					
Example:					
DTM+35:20020602:102'					

## 5. Segments Layout

Segment number: 65

<b>SG26</b>	- C	9999999	- LIN-PIA-IMD-MEA-QTY-ALI-DTM-GIN-QVR-FTX-SG27-SG28-SG29-SG30-SG31-SG33-SG34-SG35-SG39-SG45-SG47		
<b>SG34</b>	- C	99	- TAX-MOA		
<b>TAX</b>	- M	1	- Duty/tax/fee details		
Function:					
To specify relevant duty/tax/fee information.					
		EDIFACT	GS1	*	Description
5283	Duty or tax or fee function code qualifier	M an..3	<b>M</b>		5 = Customs duty 7 = Tax
C241	DUTY/TAX/FEE TYPE	C	<b>D</b>		
5153	Duty or tax or fee type name code	C an..3	<b>O</b>		GST = Goods and services tax VAT = Value added tax
1131	Code list identification code	C an..17	<b>O</b>		
3055	Code list responsible agency code	C an..3	<b>D</b>		
5152	Duty or tax or fee type name	C an..35	<b>O</b>		
C533	DUTY/TAX/FEE ACCOUNT DETAIL	C	<b>O</b>		
5289	Duty or tax or fee account code	M an..6	<b>M</b>		
1131	Code list identification code	C an..17	<b>O</b>		
3055	Code list responsible agency code	C an..3	<b>D</b>		
5286	Duty or tax or fee assessment basis value	C an..15	<b>O</b>		
C243	DUTY/TAX/FEE DETAIL	C	<b>A</b>		
5279	Duty or tax or fee rate code	C an..7	<b>O</b>		
1131	Code list identification code	C an..17	<b>O</b>		
3055	Code list responsible agency code	C an..3	<b>D</b>		
5278	Duty or tax or fee rate	C an..17	<b>R</b>		The actual rate of tax/duty.
5273	Duty or tax or fee rate basis code	C an..12	<b>O</b>		2 = Weight 3 = Quantity
1131	Code list identification code	C an..17	<b>O</b>		
3055	Code list responsible agency code	C an..3	<b>D</b>		
5305	Duty or tax or fee category code	C an..3	<b>D</b>		A = Mixed tax rate E = Exempt from tax S = Standard rate
3446	Party tax identifier	C an..20	<b>O</b>		
1227	Calculation sequence code	C an..3	<b>N</b>		
Segment Notes:					
This segment is used to specify tax details for the line item being invoiced.					
Example:					
TAX+7+VAT++++:::21+S'					

## 5. Segments Layout

---

Segment number: 65

Dependency Notes:

DE C241 and 5305: Tax types and categories will differ from country to country. They are to be defined by national guidelines.

## 5. Segments Layout

Segment number: 66

<b>SG26</b> - C 9999999 - LIN-PIA-IMD-MEA-QTY-ALI-DTM-GIN-QVR-FTX-SG27-SG28-SG29-SG30-SG31-SG33-SG34-SG35-SG39-SG45-SG47				
<b>SG34</b> - C 99 - TAX-MOA				
<b>MOA</b> - C 2 - Monetary amount				
Function: To specify a monetary amount.				
	EDIFACT	GS1	*	Description
C516 MONETARY AMOUNT	M	M		
5025 Monetary amount type code qualifier	Man..3	M		124 = Tax amount 125 = Taxable amount
5004 Monetary amount	C n..35	R		
6345 Currency identification code	C an..3	N		
6343 Currency type code qualifier	C an..3	N		
4405 Status description code	C an..3	N		
Segment Notes: This segment is used to specify in monetary terms the amount of tax due on the current line item.  Example: MOA+124:121.80' 21% (expressed in TAX segment) of 580 (expressed in MOA (SG27) segment) = 121.80.				



## 5. Segments Layout

Segment number: 67

<b>SG26</b>	- C	9999999	- LIN-PIA-IMD-MEA-QTY-ALI-DTM-GIN-QVR-FTX-SG27-SG28-SG29-SG30-SG31-SG33-SG34-SG35-SG39-SG45-SG47		
<b>SG35</b>	- C	99	- NAD-SG36		
<b>NAD</b>	- M	1	- Name and address		
Function: To specify the name/address and their related function, either by C082 only and/or unstructured by C058 or structured by C080 thru 3207.					
		EDIFACT	GS1	*	Description
3035	Party function code qualifier	M an..3	M		BY = Buyer DP = Delivery party II = Issuer of invoice IV = Invoicee PE = Payee RB = Receiving financial institution SR = Supplier's agent/representative SU = Supplier
C082	PARTY IDENTIFICATION DETAILS	C	A		
3039	Party identifier	M an..35	M		GLN - Format n13
1131	Code list identification code	C an..17	O		
3055	Code list responsible agency code	C an..3	R	*	9 = GS1
C058	NAME AND ADDRESS	C	O		This composite may only be used to fulfill the requirements of directive 2003/58/EC, article 4.
3124	Name and address description	M an..35	M		
3124	Name and address description	C an..35	O		
3124	Name and address description	C an..35	O		
3124	Name and address description	C an..35	O		
3124	Name and address description	C an..35	O		
C080	PARTY NAME	C	D		
3036	Party name	M an..35	M		Party Name in clear text.
3036	Party name	C an..35	O		
3036	Party name	C an..35	O		
3036	Party name	C an..35	O		
3036	Party name	C an..35	O		
3045	Party name format code	C an..3	O		
C059	STREET	C	D		
3042	Street and number or post office box identifier	M an..35	M		Building Name/Number and Street
3042	Street and number or post office box identifier	C an..35	O		Name and/or P.O. Box
3042	Street and number or post office box identifier	C an..35	O		
3042	Street and number or post office box identifier	C an..35	O		
3164	City name	C an..35	D		City/Town, clear text.

## 5. Segments Layout

Segment number: 67

		EDIFACT	GS1	*	Description
C819	COUNTRY SUB-ENTITY DETAILS	C	D		
3229	Country sub-entity name code	C an..9	O		
1131	Code list identification code	C an..17	O		
3055	Code list responsible agency code	C an..3	O		
3228	Country sub-entity name	C an..70	O		County/State, clear text.
3251	Postal identification code	C an..17	D		Postal Code
3207	Country name code	C an..3	D		ISO 3166 two alpha code

### Segment Notes:

This segment is used to identify parties which are valid only for the current line item. Parties identified here override those specified in the NAD segment at heading level when the same qualifier is used.

### Example:

NAD+DP+5412345000013::9'

### Dependency Notes:

The following composites and data elements are only used when a coded name and address can not be used.

The affected composites and data elements are as follows:

C080 - C059 - 3164 - C819 - 3251 - 3207

## 5. Segments Layout

Segment number: 68

<b>SG26</b>	- C	9999999	- LIN-PIA-IMD-MEA-QTY-ALI-DTM-GIN-QVR-FTX-SG27-SG28-SG29-SG30-SG31-SG33-SG34-SG35-SG39-SG45-SG47		
<b>SG35</b>	- C	99	- NAD-SG36		
<b>SG36</b>	- C	5	- RFF		
<b>RFF</b>	- M	1	- Reference		
Function:					
To specify a reference.					
		EDIFACT	GS1	*	Description
C506	REFERENCE	M	M		
1153	Reference code qualifier	M an..3	M	*	YC1 = <b>Additional party identification (GS1 Temporary Code)</b> GN = <b>Government reference number</b> VA = <b>VAT registration number</b> XA = <b>Company/place registration number</b> AQQ = <b>Activite Principale Exercee (APE) identifier</b>
1154	Reference identifier	C an..70	R		
1156	Document line identifier	C an..6	N		
4000	Reference version identifier	C an..35	N		
1060	Revision identifier	C an..6	N		
Segment Notes:					
This segment is used to specify references related to the party identified in the NAD at line level.					
Example:					
RFF+VA:VR85231142'					

## 5. Segments Layout

Segment number: 69

<b>SG26</b>	- C	9999999	- LIN-PIA-IMD-MEA-QTY-ALI-DTM-GIN-QVR-FTX-SG27-SG28-SG29-SG30-SG31-SG33-SG34-SG35-SG39-SG45-SG47		
<b>SG39</b>	- C	30	- ALC-ALI-DTM-SG40-SG41-SG42-SG43-SG44		
<b>ALC</b>	- M	1	- Allowance or charge		
Function: To identify allowance or charge details.					
		EDIFACT	GS1	*	Description
5463	Allowance or charge code qualifier	M an..3	<b>M</b>		A = <a href="#">Allowance</a> C = <a href="#">Charge</a>
C552	ALLOWANCE/CHARGE INFORMATION	C	<b>O</b>		
1230	Allowance or charge identifier	C an..35	<b>D</b>		If code '69' is used in DE 5189, the agreement number must be specified in DE 1230.
5189	Allowance or charge identification code	C an..3	<b>O</b>		64E = <a href="#">Yearly turnover allowance/charge (GS1 Temporary Code)</a> 69 = <a href="#">Charge for a customer specific finish</a> 101 = <a href="#">Carbon footprint charge</a>
4471	Settlement means code	C an..3	<b>O</b>		2 = <a href="#">Off invoice</a> 5 = <a href="#">Charge to be paid by vendor</a> 6 = <a href="#">Charge to be paid by customer</a>
1227	Calculation sequence code	C an..3	<b>D</b>		1 = <a href="#">First step of calculation</a> 2 = <a href="#">Second step of calculation</a> etc, etc, etc, 9 = <a href="#">Ninth step of calculation</a> The calculation sequence indicator is used when multiple allowances and/or charges are applicable. If various allowances and/or charges percentages, quantities, monetary amounts, or, rates are applicable to the same base price, then the calculation sequence indicator will always equal one. If the various allowances and/or charges are applied against a fluctuating price (constantly changing because of the application of other allowances and/or charges) then the sequence of calculation is indicated using this data element. If the allowance or charge is not to be applied against a fixed price then the calculation sequence indicator must be included.
C214	SPECIAL SERVICES IDENTIFICATION	C	<b>D</b>		This composite is only included if the buyer knows the type of allowance or charge and is agreed between trading partners in their interchange agreement.

## 5. Segments Layout

7161 Special service description code	C an..3	<b>R</b>	<p> ADS = Full pallet ordering  ADT = Pick-up  AJ = Adjustments  CAC = Cash discount  CAV = Battery collection and recycling  AEK = Cash on delivery service  FC = Freight charge  QD = Quantity discount  X40 = Allowance/charge regulated by law  (GS1 Temporary Code) </p> <p> In case of an environmental fee which is a tax then  this should be expressed in DE 5153 of the TAX  segment. </p>
--	---------	----------	--

## 5. Segments Layout

---

Segment number: 69

		EDIFACT	GS1	*	Description
1131	Code list identification code	C an..17	<b>O</b>		
3055	Code list responsible agency code	C an..3	<b>D</b>		9 = <b>GS1</b> Code value 9 is used when GS1 codes are used in DE 7161.
7160	Special service description	C an..35	<b>O</b>		
7160	Special service description	C an..35	<b>O</b>		

**Segment Notes:**

This segment is used to specify any allowances or charges which apply only to the line item being invoiced.

**Example:**

ALC+A+++1'

## 5. Segments Layout

Segment number: 70

<b>SG26</b>	- C	9999999	- LIN-PIA-IMD-MEA-QTY-ALI-DTM-GIN-QVR-FTX-SG27-SG28-SG29-SG30-SG31-SG33-SG34-SG35-SG39-SG45-SG47
<b>SG39</b>	- C	30	- ALC-ALI-DTM-SG40-SG41-SG42-SG43-SG44
<b>ALI</b>	- C	5	- Additional information

Function:

To indicate that special conditions due to the origin, customs preference, fiscal or commercial factors are applicable.

		EDIFACT	GS1	*	Description
3239	Country of origin name code	C an..3	O		Use ISO 3165 code
9213	Duty regime type code	C an..3	O		
4183	Special condition code	C an..3	O		6 = <a href="#">Subject to bonus</a> 15 = <a href="#">Not subject to discount</a> 116 = <a href="#">Subject to postponed discount</a>
4183	Special condition code	C an..3	O		
4183	Special condition code	C an..3	O		
4183	Special condition code	C an..3	O		
4183	Special condition code	C an..3	O		

Segment Notes:

This segment is used to indicate any special conditions applicable to the allowances or charges detailed at line level.

Example:

ALI+++6'

## 5. Segments Layout

Segment number: 71

<b>SG26</b>	- C	9999999	- LIN-PIA-IMD-MEA-QTY-ALI-DTM-GIN-QVR-FTX-SG27-SG28-SG29-SG30-SG31-SG33-SG34-SG35-SG39-SG45-SG47
<b>SG39</b>	- C	30	- ALC-ALI-DTM-SG40-SG41-SG42-SG43-SG44
<b>DTM</b>	- C	5	- Date/time/period

Function:  
To specify date, and/or time, or period.

		EDIFACT	GS1	*	Description
C507	DATE/TIME/PERIOD	M	M		
2005	Date or time or period function code qualifier	M an..3	M	*	140 = <b>Payment due date</b> 531 = <b>Payment period</b>
2380	Date or time or period value	C an..35	R		
2379	Date or time or period format code	C an..3	R		102 = <b>CCYYMMDD</b> 203 = <b>CCYYMMDDHHMM</b> 718 = <b>CCYYMMDD-CCYYMMDD</b>

Segment Notes:  
This segment is used to provide any dates or periods related to the allowances or charges of the current line item.  
  
Example:  
DTM+140:20020930:102'



## 5. Segments Layout

Segment number: 72

<b>SG26</b>	- C	9999999	- LIN-PIA-IMD-MEA-QTY-ALI-DTM-GIN-QVR-FTX-SG27-SG28-SG29-SG30-SG31-SG33-SG34-SG35-SG39-SG45-SG47		
<b>SG39</b>	- C	30	- ALC-ALI-DTM-SG40-SG41-SG42-SG43-SG44		
<b>SG40</b>	- C	1	- QTY		
<b>QTY</b>	- M	1	- Quantity		
Function:					
To specify a pertinent quantity.					
		EDIFACT	GS1	*	Description
C186	QUANTITY DETAILS		M	<b>M</b>	
6063	Quantity type code qualifier		M an..3	<b>M</b>	1 = <a href="#">Discrete quantity</a>
6060	Quantity		M an..35	<b>M</b>	
6411	Measurement unit code		C an..3	<b>D</b>	<div>KGM = <a href="#">kilogram</a> This DE is only used if the product being invoiced is of variable quantity.</div>
Segment Notes:					
The segment is used to specify quantity discounts or charges for the line being invoiced.					
Example:					
QTY+1:12'					

## 5. Segments Layout

Segment number: 73

<b>SG26</b>	- C	9999999	- LIN-PIA-IMD-MEA-QTY-ALI-DTM-GIN-QVR-FTX-SG27-SG28-SG29-SG30-SG31-SG33-SG34-SG35-SG39-SG45-SG47
<b>SG39</b>	- C	30	- ALC-ALI-DTM-SG40-SG41-SG42-SG43-SG44
<b>SG41</b>	- C	1	- PCD
<b>PCD</b>	- M	1	- Percentage details

Function:  
To specify percentage information.

		EDIFACT	GS1	*	Description
C501	PERCENTAGE DETAILS	M	M		
5245	Percentage type code qualifier	M an..3	M		1 = Allowance 2 = Charge
5482	Percentage	C n..10	R		
5249	Percentage basis identification code	C an..3	O		
1131	Code list identification code	C an..17	O		
3055	Code list responsible agency code	C an..3	D		
4405	Status description code	C an..3	N		

Segment Notes:  
This segment is used to specify percentage discounts or charges for the line item being invoiced.

Example:  
PCD+1:0.75'

## 5. Segments Layout

Segment number: 74

<b>SG26</b>	- C	9999999	- LIN-PIA-IMD-MEA-QTY-ALI-DTM-GIN-QVR-FTX-SG27-SG28-SG29-SG30-SG31-SG33-SG34-SG35-SG39-SG45-SG47
<b>SG39</b>	- C	30	- ALC-ALI-DTM-SG40-SG41-SG42-SG43-SG44
<b>SG42</b>	- C	2	- MOA
<b>MOA</b>	- M	1	- Monetary amount

Function:  
To specify a monetary amount.

		EDIFACT	GS1	*	Description
C516	MONETARY AMOUNT	M	<b>M</b>		
5025	Monetary amount type code qualifier	M an..3	<b>M</b>		23 = Charge amount 25 = Charge/allowance basis 204 = Allowance amount
5004	Monetary amount	C n..35	<b>R</b>		
6345	Currency identification code	C an..3	<b>N</b>		
6343	Currency type code qualifier	C an..3	<b>N</b>		
4405	Status description code	C an..3	<b>N</b>		

Segment Notes:  
This segment is used to specify monetary allowances/charges for the line item being invoiced.  
  
Example:  
MOA+204:12.20'

## 5. Segments Layout

Segment number: 75

<b>SG26</b>	- C	9999999	- LIN-PIA-IMD-MEA-QTY-ALI-DTM-GIN-QVR-FTX-SG27-SG28-SG29-SG30-SG31-SG33-SG34-SG35-SG39-SG45-SG47
<b>SG39</b>	- C	30	- ALC-ALI-DTM-SG40-SG41-SG42-SG43-SG44
<b>SG43</b>	- C	1	- RTE
<b>RTE</b>	- M	1	- Rate details

Function:  
To specify rate information.

		EDIFACT	GS1	*	Description
C128	RATE DETAILS	M	M		
5419	Rate type code qualifier	M an..3	M		1 = Allowance rate 2 = Charge rate
5420	Unit price basis rate	M n..15	M		
5284	Unit price basis value	C n..9	O		
6411	Measurement unit code	C an..3	O		
4405	Status description code	C an..3	N		

Segment Notes:  
This segment is used to specify allowance or charge rates for the line item being invoiced.

Example:  
RTE+1:1.25'

## 5. Segments Layout

Segment number: 76

<b>SG26</b>	- C	9999999	- LIN-PIA-IMD-MEA-QTY-ALI-DTM-GIN-QVR-FTX-SG27-SG28-SG29-SG30-SG31-SG33-SG34-SG35-SG39-SG45-SG47		
<b>SG39</b>	- C	30	- ALC-ALI-DTM-SG40-SG41-SG42-SG43-SG44		
<b>SG44</b>	- C	5	- TAX-MOA		
<b>TAX</b>	- M	1	- Duty/tax/fee details		
Function:					
To specify relevant duty/tax/fee information.					
		EDIFACT	GS1	*	Description
5283	Duty or tax or fee function code qualifier	M an..3	M		5 = Customs duty 7 = Tax
C241	DUTY/TAX/FEE TYPE	C	D		
5153	Duty or tax or fee type name code	C an..3	O		GST = Goods and services tax VAT = Value added tax
1131	Code list identification code	C an..17	O		
3055	Code list responsible agency code	C an..3	D		
5152	Duty or tax or fee type name	C an..35	O		
C533	DUTY/TAX/FEE ACCOUNT DETAIL	C	O		
5289	Duty or tax or fee account code	M an..6	M		
1131	Code list identification code	C an..17	O		
3055	Code list responsible agency code	C an..3	D		
5286	Duty or tax or fee assessment basis value	C an..15	O		
C243	DUTY/TAX/FEE DETAIL	C	A		
5279	Duty or tax or fee rate code	C an..7	O		
1131	Code list identification code	C an..17	O		
3055	Code list responsible agency code	C an..3	D		
5278	Duty or tax or fee rate	C an..17	R		The actual rate of tax/duty.
5273	Duty or tax or fee rate basis code	C an..12	O		
1131	Code list identification code	C an..17	O		
3055	Code list responsible agency code	C an..3	D		
5305	Duty or tax or fee category code	C an..3	D		A = Mixed tax rate E = Exempt from tax S = Standard rate
3446	Party tax identifier	C an..20	O		
1227	Calculation sequence code	C an..3	N		
Segment Notes:					
This segment is used to identify any taxes or duties which apply to the allowances or charges at LIN level.					
Example:					

## 5. Segments Layout

---

Segment number: 76

TAX+7+VAT+++:::21+S'

Dependency Notes:

DE C241 and 5305: Tax types and categories will differ from country to country. They are to be defined by national guidelines.

## 5. Segments Layout

Segment number: 77

<b>SG26</b>	- C	9999999	- LIN-PIA-IMD-MEA-QTY-ALI-DTM-GIN-QVR-FTX-SG27-SG28-SG29-SG30-SG31-SG33-SG34-SG35-SG39-SG45-SG47
<b>SG39</b>	- C	30	- ALC-ALI-DTM-SG40-SG41-SG42-SG43-SG44
<b>SG44</b>	- C	5	- TAX-MOA
<b>MOA</b>	- C	2	- Monetary amount

Function:

To specify a monetary amount.

		EDIFACT	GS1	*	Description
C516	MONETARY AMOUNT	M	M		
5025	Monetary amount type code qualifier	M an..3	M		124 = Tax amount 125 = Taxable amount
5004	Monetary amount	C n..35	R		
6345	Currency identification code	C an..3	N		
6343	Currency type code qualifier	C an..3	N		
4405	Status description code	C an..3	N		

Segment Notes:

This segment is used to specify in monetary terms the amount of tax due for the allowances and charges for the current line item.

Example:

MOA+124:21.80'

## 5. Segments Layout

Segment number: 78

<b>SG26</b>	- C	9999999	- LIN-PIA-IMD-MEA-QTY-ALI-DTM-GIN-QVR-FTX-SG27-SG28-SG29-SG30-SG31-SG33-SG34-SG35-SG39-SG45-SG47		
<b>SG45</b>	- C	10	- TDT		
<b>TDT</b>	- M	1	- Details of transport		
Function:					
To specify the transport details such as mode of transport, means of transport, its conveyance reference number and the identification of the means of transport.					
		EDIFACT	GS1	*	Description
8051	Transport stage code qualifier	M an..3	M		20 = <a href="#">Main-carriage transport</a>
8028	Means of transport journey identifier	C an..17	O		Reference number covering the transport
C220	MODE OF TRANSPORT	C	A		
8067	Transport mode name code	C an..3	R		10 = 20 = 30 = 40 =
8066	Transport mode name	C an..17	N		
C228	TRANSPORT MEANS	C	O		DE 8179 and 8178 are only used when the type of transport must be specifically identified, i.e. where a generic description such as road transport is unsuitable.
8179	Transport means description code	C an..8	D		23 = <a href="#">Rail bulk car</a> 31 = <a href="#">Truck</a>
8178	Transport means description	C an..17	D		
C040	CARRIER	C	O		
3127	Carrier identifier	C an..17	A		Global Location Number GLN - Format n13
1131	Code list identification code	C an..17	O		
3055	Code list responsible agency code	C an..3	D		9 = <a href="#">GS1</a> DE 3055 must be used if DE 3127 is used.
3128	Carrier name	C an..35	O		
8101	Transit direction indicator code	C an..3	O		BS = <a href="#">Buyer to supplier</a> SB = <a href="#">Supplier to buyer</a>
C401	EXCESS TRANSPORTATION INFORMATION	C	N		
8457	Excess transportation reason code	M an..3			
8459	Excess transportation responsibility code	M an..3			
7130	Customer shipment authorisation identifier	C an..17			
C222	TRANSPORT IDENTIFICATION	C	O		
8213	Transport means identification name identifier	C an..9	O		
1131	Code list identification code	C an..17	O		
3055	Code list responsible agency code	C an..3	D		DE 3055 must be used if DE 8213 is used.



## 5. Segments Layout

---

Segment number: 78

		EDIFACT	GS1	*	Description
8212	Transport means identification name	C an..35	<b>R</b>		Vehicle license plate/Aircraft Number
8453	Transport means nationality code	C an..3	<b>O</b>		ISO 3166 two alpha code
8281	Transport means ownership indicator code	C an..3	<b>N</b>		

**Segment Notes:**

This segment is used to specify the transport means used for the product being invoiced. This segment is only used if the transport means differ from those specified in the message header.

**Example:**

TDT+20++30+31'

## 5. Segments Layout

Segment number: 79

<b>SG26</b>	- C	9999999	- LIN-PIA-IMD-MEA-QTY-ALI-DTM-GIN-QVR-FTX-SG27-SG28-SG29-SG30-SG31-SG33-SG34-SG35-SG39-SG45-SG47		
<b>SG47</b>	- C	5	- TOD-LOC		
<b>TOD</b>	- M	1	- Terms of delivery or transport		
Function:					
To specify terms of delivery or transport.					
		EDIFACT	GS1	*	Description
4055	Delivery or transport terms function code	C an..3	<b>R</b>		3 = Price and despatch condition 6 = Delivery condition
4215	Transport charges payment method code	C an..3	<b>O</b>		DF = Defined by buyer and supplier PC = Prepaid but charged to customer
C100	TERMS OF DELIVERY OR TRANSPORT	C	<b>A</b>		
4053	Delivery or transport terms description code	C an..3	<b>R</b>		INCOTERMS (See EANCOM Codes Set) If INCOTERMS are applicable, then DE 3055 has to contain code value "9" and DE 1131 must be used.
1131	Code list identification code	C an..17	<b>D</b>		
3055	Code list responsible agency code	C an..3	<b>D</b>		
4052	Delivery or transport terms description	C an..70	<b>O</b>		
4052	Delivery or transport terms description	C an..70	<b>O</b>		
Segment Notes:					
This segment is used to specify the terms of delivery for the current line item.					
Example:					
TOD+3++CIF:2E:9'					
Dependency Notes:					
Data elements 1131 and 3055 are only used if specific terms of delivery codes, which are outside those recommended by EDIFACT, are being used.					

## 5. Segments Layout

Segment number: 80

<b>SG26</b>	- C	9999999	- LIN-PIA-IMD-MEA-QTY-ALI-DTM-GIN-QVR-FTX-SG27-SG28-SG29-SG30-SG31-SG33-SG34-SG35-SG39-SG45-SG47
<b>SG47</b>	- C	5	- TOD-LOC
<b>LOC</b>	- C	2	- Place/location identification

Function:

To identify a place or a location and/or related locations.

		EDIFACT	GS1	*	Description
3227	Location function code qualifier	M an..3	<b>M</b>		1 = Place of terms of delivery 5 = Place of departure 7 = Place of delivery
C517	LOCATION IDENTIFICATION	C	<b>A</b>		
3225	Location name code	C an..25	<b>A</b>		UN/LOCODE
1131	Code list identification code	C an..17	<b>O</b>		
3055	Code list responsible agency code	C an..3	<b>D</b>		3 = IATA (International Air Transport Association) DE 3055 must be used if DE 3225 is used and does not contain an UN/LOCODE.
3224	Location name	C an..256	<b>O</b>		
C519	RELATED LOCATION ONE IDENTIFICATION	C	<b>N</b>		
3223	First related location name code	C an..25			
1131	Code list identification code	C an..17			
3055	Code list responsible agency code	C an..3			
3222	First related location name	C an..70			
C553	RELATED LOCATION TWO IDENTIFICATION	C	<b>N</b>		
3233	Second related location name code	C an..25			
1131	Code list identification code	C an..17			
3055	Code list responsible agency code	C an..3			
3232	Second related location name	C an..70			
5479	Relation code	C an..3	<b>N</b>		

Segment Notes:

This segment is used to identify the location where the terms of delivery apply.

Example:

LOC+1+BE-BRU'

## 5. Segments Layout

---

Segment number:    81

<b>UNS</b> - M            1 - Section control				
Function: To separate header, detail and summary sections of a message.				
Notes: 1. To be used by message designers when required to avoid ambiguities. Mandatory only if specified for the type of message concerned.				
	EDIFACT	GS1	*	Description
0081      Section identification	M a l	<b>M</b>		S = <a href="#">Detail/summary section separation</a>
Segment Notes: This segment is used to identify the break between the message detail and message trailer sections.  Example: UNS+S'				

## 5. Segments Layout

Segment number: 82

<b>CNT</b> - C 10 - Control total				
Function: To provide control total.				
	EDIFACT	GS1	*	Description
C270 CONTROL	M	M		
6069 Control total type code qualifier	Man..3	M	*	1 = Total value of the quantity segments at line level in a message 2 = Number of line items in message 7 = Total gross weight 11 = Total number of packages 15 = Total consignment, cube 26 = Total gross measurement/cube
6066 Control total value	Mn..18	M		
6411 Measurement unit code	C an..3	O		
Segment Notes: This segment is used to provide message control information for checking on the message receiver's in-house system.  Example: CNT+2:120'				

## 5. Segments Layout

Segment number: 83

<b>SG50</b> - M 100 - MOA-SG51				
<b>MOA</b> - M 1 - Monetary amount				
Function: To specify a monetary amount.				
	EDIFACT	GS1	*	Description
C516 MONETARY AMOUNT	M	M		
5025 Monetary amount type code qualifier	Man..3	M		9 = Amount due/amount payable 53 = Discount amount due 79 = Total line items amount 86 = Message total monetary amount 113 = Prepaid amount 125 = Taxable amount 129 = Total amount subject to payment discount 131 = Total charges/allowances 165 = Adjustment amount 176 = Message total duty/tax/fee amount 396 = Total price subsidy value 402 = Total retail value 507 = Net-progress payment amount 528 = Calculation basis excluding all taxes
5004 Monetary amount	C n..35	R		
6345 Currency identification code	C an..3	O		
6343 Currency type code qualifier	C an..3	O		13 = Recipient local currency 15 = Sender local currency
4405 Status description code	C an..3	N		
Segment Notes: This segment is used to detail prepaid amounts, or total monetary values due for the entire invoice.  Example: MOA+86:45612.20'				

## 5. Segments Layout

Segment number: 84

<b>SG50</b> - M 100 - MOA-SG51				
<b>SG51</b> - C 10 - RFF-DTM				
<b>RFF</b> - M 1 - Reference				
Function:				
To specify a reference.				
	EDIFACT	GS1	*	Description
C506 REFERENCE	M	M		
1153 Reference code qualifier	M an..3	M		PQ = <a href="#">Payment reference</a>
1154 Reference identifier	C an..70	R		
1156 Document line identifier	C an..6	N		
4000 Reference version identifier	C an..35	N		
1060 Revision identifier	C an..6	N		
Segment Notes:				
This segment is used to specify any references related to the message totals information.				
Example:				
RFF+PQ:4452'				

## 5. Segments Layout

Segment number: 85

<b>SG50</b>	- M	100 - MOA-SG51			
<b>SG51</b>	- C	10 - RFF-DTM			
<b>DTM</b>	- C	5 - Date/time/period			
Function:					
To specify date, and/or time, or period.					
		EDIFACT	GS1	*	Description
C507	DATE/TIME/PERIOD	M	M		
2005	Date or time or period function code qualifier	M an..3	M	*	171 = <b>Reference date/time</b>
2380	Date or time or period value	C an..35	R		
2379	Date or time or period format code	C an..3	R		102 = <b>CCYYMMDD</b>
Segment Notes:					
This segment is used to provide any dates related to the references specified in the previous RFF segment.					
Example:					
DTM+171:20020802:102'					



## 5. Segments Layout

Segment number: 86

<b>SG52</b> - C 10 - TAX-MOA					
<b>TAX</b> - M 1 - Duty/tax/fee details					
Function:					
To specify relevant duty/tax/fee information.					
		EDIFACT	GS1	*	Description
5283	Duty or tax or fee function code qualifier	M an..3	M		5 = Customs duty 7 = Tax
C241	DUTY/TAX/FEE TYPE	C	D		
5153	Duty or tax or fee type name code	C an..3	O		GST = Goods and services tax VAT = Value added tax
1131	Code list identification code	C an..17	O		
3055	Code list responsible agency code	C an..3	D		
5152	Duty or tax or fee type name	C an..35	O		
C533	DUTY/TAX/FEE ACCOUNT DETAIL	C	O		
5289	Duty or tax or fee account code	M an..6	M		
1131	Code list identification code	C an..17	O		
3055	Code list responsible agency code	C an..3	D		
5286	Duty or tax or fee assessment basis value	C an..15	O		
C243	DUTY/TAX/FEE DETAIL	C	A		
5279	Duty or tax or fee rate code	C an..7	O		
1131	Code list identification code	C an..17	O		
3055	Code list responsible agency code	C an..3	D		
5278	Duty or tax or fee rate	C an..17	R		The actual rate of tax/duty.
5273	Duty or tax or fee rate basis code	C an..12	O		
1131	Code list identification code	C an..17	O		
3055	Code list responsible agency code	C an..3	D		
5305	Duty or tax or fee category code	C an..3	D		A = Mixed tax rate E = Exempt from tax S = Standard rate
3446	Party tax identifier	C an..20	O		
1227	Calculation sequence code	C an..3	N		
Segment Notes:					
This segment is used to specify the total taxes or duties due on the complete invoice.					
Example:					
TAX+7+VAT++++:::21+S'					
TAX+7+VAT++++:::12.5+S'					
TAX+7+VAT++++:::15+S'					
Three repeats of the segment indicates that there are three standard rates of VAT included in the invoice.					

## 5. Segments Layout

---

Segment number: 86

Dependency Notes:

DE C241 and 5305: Tax types and categories will differ from country to country. They are to be defined by national guidelines.

## 5. Segments Layout

Segment number: 87

<b>SG52</b> - C 10 - TAX-MOA				
<b>MOA</b> - C 9 - Monetary amount				
Function: To specify a monetary amount.				
	EDIFACT	GS1	*	Description
C516 MONETARY AMOUNT	M	M		
5025 Monetary amount type code qualifier	Man..3	M	*	77 = Invoice amount 79 = Total line items amount 165 = Adjustment amount 124 = Tax amount 125 = Taxable amount 176 = Message total duty/tax/fee amount 369 = Goods and services tax
5004 Monetary amount	C n..35	R		
6345 Currency identification code	C an..3	N		
6343 Currency type code qualifier	C an..3	O	*	18 = Tax currency
4405 Status description code	C an..3	N		
Segment Notes:  This segment is used to specify the tax amounts due, for the tax rate specified in the TAX segment, covering the whole invoice.  Example: MOA+176:15243.32'				

## 5. Segments Layout

Segment number: 88

<b>SG53</b> - C 15 - ALC-ALI-MOA					
<b>ALC</b> - M 1 - Allowance or charge					
Function: To identify allowance or charge details.					
		EDIFACT	GS1	*	Description
5463	Allowance or charge code qualifier	M an..3	<b>M</b>		A = Allowance C = Charge
C552	ALLOWANCE/CHARGE INFORMATION	C	<b>O</b>		
1230	Allowance or charge identifier	C an..35	<b>D</b>		If code '69' is used in DE 5189, the agreement number must be specified in DE 1230.
5189	Allowance or charge identification code	C an..3	<b>O</b>		69 = Charge for a customer specific finish
4471	Settlement means code	C an..3	<b>O</b>		
1227	Calculation sequence code	C an..3	<b>N</b>		
C214	SPECIAL SERVICES IDENTIFICATION	C	<b>D</b>		This composite is only included if the buyer knows the type of allowance or charge.
7161	Special service description code	C an..3	<b>O</b>		
1131	Code list identification code	C an..17	<b>O</b>		
3055	Code list responsible agency code	C an..3	<b>D</b>		
7160	Special service description	C an..35	<b>O</b>		
7160	Special service description	C an..35	<b>O</b>		
Segment Notes:					
This segment is used to specify per allowance or charge type totals for each allowances and charges. Allowances and charges detailed both at the header level and on individual product lines are summarized here.					
Example: ALC+A+21108'					

## 5. Segments Layout

Segment number: 89

<b>SG53</b> - C 15 - ALC-ALI-MOA				
<b>ALI</b> - C 1 - Additional information				
Function: To indicate that special conditions due to the origin, customs preference, fiscal or commercial factors are applicable.				
	EDIFACT	GS1	*	Description
3239 Country of origin name code	C an..3	O		Use ISO 3166 Code
9213 Duty regime type code	C an..3	O		
4183 Special condition code	C an..3	O		6 = <a href="#">Subject to bonus</a> 15 = <a href="#">Not subject to discount</a>
4183 Special condition code	C an..3	O		
4183 Special condition code	C an..3	O		
4183 Special condition code	C an..3	O		
4183 Special condition code	C an..3	O		
Segment Notes: This segment is used to indicate any special conditions applicable to the allowances or charges at summary level.  Example: ALI+++6'				

## 5. Segments Layout

Segment number: 90

<b>SG53</b> - C 15 - ALC-ALI-MOA				
<b>MOA</b> - C 2 - Monetary amount				
Function: To specify a monetary amount.				
	EDIFACT	GS1	*	Description
C516 MONETARY AMOUNT	M	M		
5025 Monetary amount type code qualifier	Man..3	M	*	8 = Allowance or charge amount 25 = Charge/allowance basis 131 = Total charges/allowances 400 = Rebate amount
5004 Monetary amount	C n..35	R		
6345 Currency identification code	C an..3	N		
6343 Currency type code qualifier	C an..3	N		
4405 Status description code	C an..3	N		
Segment Notes: This segment is used to specify the total monetary value per allowance or charge type.  Example: MOA+131:6583.49'				

## 5. Segments Layout

---

Segment number: 91

<b>UNT</b> - M 1 - Message trailer				
Function: To end and check the completeness of a message.				
	EDIFACT	GS1	*	Description
0074	Number of segments in the message	M n..6	M	The total number of segments in the message is detailed here.
0062	Message reference number	M an..14	M	The message reference number detailed here should equal the one specified in the UNH segment.
Segment Notes: This segment is a mandatory UN/EDIFACT segment. It must always be the last segment in the message.  Example: UNT+103+1'				

## 6. Examples

The following is an example of an Invoice message sent from the supplier identified by GLN 4012345500004 with a VAT registration number VR12345 to a buyer identified by GLN 5412345000013 with a VAT registration number 4146023.

The Commercial Invoice with reference IN432097 is sent the 8 March 2002. It is invoicing goods ordered the 12 February 2002 according to the purchase order with reference ORD9523 and the price list PL99523 of 1 January 2002. The ordered goods were shipped by the supplier on 15 February 2002 to the delivery point identified by the location number 5412345678908. The reference number for the delivery was 53662.

The invoicing currency is Euros. The basic payment terms are two months net with a 2.5% discount if payment is received within 10 days of the invoice date. Payment is to be made directly to the supplier's bank account.

Additionally, for the whole invoice there is a freight charge of 120 EUR plus a standard 19% VAT rate.

The invoice consists of two line items:

- The first item is identified by GTIN 4000862141404. 40 units at a **gross unit price** (catalogue price) of 60 EUR are being invoiced. There is a 10% discount on the gross unit price and a standard VAT rate of 21% is applicable. The net line item amount is 2160 EUR. Allowances or charges **must** be specified for calculation.
- The second item is identified by GTIN 5412345111115. 5 units were delivered at a **net unit price** per kilogram of 200 EUR. The quantity being invoiced is the total weight of the 5 units, 12.65 KGs, for a net line item amount of 2530 EUR. A standard VAT rate of 19% is applicable. Allowances or charges may be specified here for information not calculation purposes.

The Invoice provides message amount totals and tax subtotals for the two line items, as follows,

Net line amounts	=	2160+2530	=	4690	(Qualifier 79 MOA (Vat Exclusive))
Additional amounts			=	<u>120</u>	(Qualifier 131 MOA after ALC)
Amount Subject to tax			=	4810	(Qualifier 125 MOA)
VAT 19%	=	2530 x 0.19	=	480.70	
		120 x 0.19	=	<u>22.80</u>	
				503.50	(Qualifier 124 MOA after TAX)
VAT 21%	=	2160 x 0.21	=	<u>453.60</u>	(Qualifier 124 MOA after TAX)
Total tax amount			=	957.10	(Qualifier 176 MOA)
Message monetary amount	=	4810 + 957.10	=	5767.10	(Qualifier 86 MOA)
Amount subject to payment discount			=	5767.10	(Qualifier 129 MOA)

### Invoice message

UNH+ME000001+INVOIC:D:01B:UN:EAN011'	Message header
BGM+380+IN432097'	Commercial invoice number IN432097
DTM+137:20020308:102'	Message date 8th March 2002
PAI+::42'	Instructions to pay in bank account



## 6. Examples

---

RFF+ON:ORD9523'	Purchase order invoiced number ORD9523
DTM+171:20020212:102'	Reference date 12th February 2002
RFF+PL:PL99523'	Price list reference number PL99523
DTM+171:20020101:102'	Reference date 1st January 2002
RFF+DQ:53662'	Reference delivery note number 53662
DTM+171:20020215:102'	Reference date 15th February 2002
NAD+BY+5412345000013::9'	Buyer identified by GLN 5412345000013
RFF+VA:4146023'	VAT reference number of the buyer 4146023
NAD+SU+4012345500004::9'	Supplier identified by GLN 4012345500004
RFF+VA:VR12345'	VAT reference number of the supplier VR12345
NAD+DP+5412345678908::9'	Delivery party identified by GLN 5412345678908
CUX+2:EUR:4'	Reference currency is Euros
PAT+1++5:3:M:2'	Payment terms 2 months after date of invoice
PAT+22++5:3:D:10'	Payment discount for payment 10 days after date of invoice
PCD+12:2.5:13'	Percentage information for the allowances or charges 2.5 %
ALC+C++6++FC'	Charges to be paid by customer
MOA+23:120'	Monetary amount for the charge 120 EUR to be added
TAX+7+VAT+++:::19+S'	Type of tax is value added tax at 19 %
MOA+124:22.80'	Tax monetary amount 22.80 EUR
LIN+1++4000862141404:SRV'	Line item 1 identified by GTIN 4000862141404
QTY+47:40'	Invoiced quantity 40
MOA+203:2160'	Line item amount 2.160 EUR
PRI+AAB:60:CA'	Gross calculation price of 60 which does not include any allowance or charges, from the catalogue.
TAX+7+VAT+++:::21+S'	Type of tax for the line item is value added tax 21%
MOA+124:453.60'	Tax monetary amount 453.60 EUR
ALC+A'	Allowances
PCD+1:10'	Percentage information for the allowances 10 %
LIN+2++5412345111115:SRV'	Line item 2 identified by GTIN 5412345111115
QTY+46:5'	Delivered quantity 5
QTY+47:12.65:KGM'	Invoiced quantity 12.65 Kg.

## 6. Examples

---

MOA+203:2530'	Line item amount 2.530 EUR
PRI+AAA:200:CA::1:KGM'	Net price of 200 per Kg from the catalogue, this price includes allowances and charges
TAX+7+VAT+++:::19+S'	Type of tax for the line item is value added tax 19 %
MOA+124:480.70'	Tax monetary amount 480.70 EUR
UNS+S'	To separate the detail section from the summary section
CNT+2:2'	Total number of line items 2
MOA+86:5767.10'	Message total monetary amount 5.767,10 EUR
MOA+79:4690'	Message total line items amount 4.690 EUR
MOA+129:5767.10'	Total amount subject to payment discount 5.767.10 EUR
MOA+125:4810'	Message total taxable amount 4.810 EUR
MOA+176:957.10'	Message total tax amount 957,10 EUR
MOA+131:120'	Total charges/allowances 120 EUR
TAX+7+VAT+++:::19+S'	Type of tax for the total message is value added tax 19 %
MOA+124:503.50'	Tax monetary amount 503.50 EUR
TAX+7+VAT+++:::21+S'	Type of tax for the total message is value added tax 21%
MOA+124:453.60'	Tax monetary amount 453.60 EUR
ALC+C++++FC'	Freight charge
MOA+131:120'	Total charges 120 EUR
UNT+53+ME000001'	Total number of segments in the message equals 53

Note:

The EDI interchange will include the UNB..UNZ segments and, if applicable, the UNG..UNE segments. (see Part I, section 5.7)